

Legal Guide for Repatriated Mexican Nationals

2025



Appleseed
Sembrando la semilla de la justicia
México

**JONES
DAY**

**RITCH
MUELLER**

Galicia

**SAMANO
ABOGADOS**
Innovación • Creatividad • Resultados

GT GreenbergTraurig

FUNDACIÓN BARRA MEXICANA
FBM

Santamarina
+ Steta

**Hogan
Lovells**

**SANTILLANA
HINTZE**
ABOGADOS

Holland & Knight

VON WOBESER



Index

Introduction

Scope of responsibility for the work

I. Inability to return to place of origin

What do I do if my life is in danger in Mexico?

What do I do if I cannot return to my place of origin and residence?

Are there specific services available for internally displaced persons?

Baja California

Chiapas

Chihuahua

Coahuila

Guerrero

Jalisco

Michoacán

Nuevo León

Oaxaca

Sinaloa

Tamaulipas

Zacatecas

II. Documentation

Proof of repatriation

Passport

Voter's credential

Civil registration records

Unique Population Registry Code (CURP)

Federal Taxpayers Registry (RFC)

Social Security Number

Driver's license

Public Deeds

III. Feeding

Soup kitchens

Soup kitchens and location:

Feeding Programs

IV. Housing

Temporary accommodations

How can I seek protection for my abandoned properties in Mexico?

What is the process to recover my abandoned properties in Mexico?

Programs to receive housing support

V. Medical services

How do I register with IMSS-Bienestar?

VI. Employment and/or livelihood

How can I be linked to access employment or livelihood programs?

How can I revalidate my studies and certify my skills obtained in the U.S. in Mexico?

What social programs could be useful to you?

Where can I find job openings in Mexico?

VII. Bank accounts and remittances

Banking and Financial Services for Repatriated Mexican Persons

What type of bank accounts can I open as a Mexican national or as a repatriated person?

With what documents can I open bank accounts in Mexico as a Mexican national or a repatriated person?

What happens if the bank denies me access to a bank account?

With what documents can I access financial services in Mexico as a repatriated person?

Proof of Repatriation

Temporary CURP with photograph

How can I send and receive remittances as a repatriated person?

How can I recover the money I left in the United States?

What financial programs and services are available to support repatriated Mexican nationals?

Financial Products for Mexican Repatriated Persons

Debicuenta Migrante

FINABIEN Card

Border and Economic Development Group

VIII. Gender-based violence

Types of violence

Practical tips to address gender-based violence

IX. Family reunification

X. Education

XI. Legal assistance

- Federal Public Defender's Office and local public defender's offices
- Pro-Bono Lawyers
- Victims Attention Commissions
- DIF
- State Human Rights Commissions
- Center for Information and Assistance to Mexican Nationals (CIAM)

XII. Missing or unaccounted for persons

- National Search Commission
- Local Search Commissions

XIII. Victims of crimes or human rights violations in Mexico

- Where can I get legal advice?
- Where can I file a complaint? Is it possible to file a complaint in another place where the events took place? How can I receive protection?
- What does it mean to be a victim?
- Who recognizes me as a victim of human rights violations and a victim of a crime in Mexico?
- What are my rights as a victim?
- What is the National System of Attention to Victims, and its counterparts at the state level? What do I do if I want to join this System?
- What are the measures I can receive as a victim?
- How to request full restitution of damages?
- What do I do if I am not satisfied with the authorities' response?

XIV. Procedures outside Mexico

- Does CBP ONE still work?
- What is the process to apply for asylum in the United States?
- How do I know if I have a penalty to re-enter the U.S.?
- Can I return to the U.S. if I was deported?
- What happens if I have relatives in the U.S. and need a family reunification?
- How do I get back the belongings I left in the United States?
- What can I do if my child was born in the U.S.? Or if we were separated during deportation?
- How to obtain dual citizenship (once back in Mexico)?
- Apostille of documents (while in Mexico on return or deportation)
- How can I bring back my daughter or son from the United States to Mexico?
- What do I do if I need to carry out a procedure abroad?



Introduction

The Pro-Bono Allies Network has developed this guide, which has the purpose of orienting Mexican nationals who have been returned from the United States to Mexico so that they can locate the services available in Mexico and access their rights. The information provided here is updated as of the date of publication; there may be adjustments after the Guide's release, so it is recommended to consult official sources.

The authoring network is comprised of the law firms Santamarina + Steta, Holland & Knight, Hogan Lovells, Galicia Abogados, Von Wobeser y Sierra, Ritch Mueller, Sánchez Devanny, Fundación Barra Mexicana, Greenberg Traurig, White & Case and Jones Day.

In this Guide you will find general information on how to process important documents such as your CURP, voter's credential, how to access a health center, open a bank account, recover your property, revalidate your studies, file a complaint, among others. You will also find information about the tools and resources available to access other services.

How to use the Guide?

In the index you will find all the topics contained in the Guide and the page where you can find them. By clicking+ Ctrl F on the topic you are interested in the index, you will be directed to the page where it is located.

All the information you will find here is only for your orientation, so in each chapter you will find links to different official websites where you can explore for more information about requirements, services, government programs, among others.



Scope of responsibility for the work

This work is for informational purposes only and does not cover, nor does it purport to cover, everything that is required for the fulfillment of the particular topic it addresses. Each chapter is intended to provide general information on various topics that may be of interest to Mexican nationals returning to Mexico who have been deported or have voluntarily returned from the United States. In many cases, laws may differ from state to state within the Mexican Republic.

Therefore, this information is not intended to replace legal assistance specific to the state of residence or destination state. None of the information in this guide is intended to create an attorney-client relationship.

I. Inability to return to place of origin

What do I do if my life is in danger in Mexico?

If you are back in Mexico, but your life is in danger in the country, Article 1 of the Political Constitution of the United Mexican States (CPEUM) recognizes all the human rights of the Constitution and the International Treaties to which Mexico is a party, highlighting the protection of the right to life and personal integrity. For example, Mexico is a party to the American Convention on Human Rights, which states that every person has the right to life and that his physical, psychological or moral integrity be respected. It is also a party to the International Covenant on Civil and Political Rights, which states that no one may be arbitrarily deprived of his life and that this right must be protected.

However, there are times when you may feel that your life or integrity is in danger. In this sense, below, we share with you information about the mechanisms that exist and to which you can access in Mexico, if you feel you are in danger:

You may file an *amparo* when the acts in question endanger your life, your personal liberty, you are incommunicado or at risk of deportation or expulsion from Mexico, as well as forced disappearance, among other acts. In these cases, an amparo court will request that these acts be suspended and will dictate that you appear to continue the trial. If you do not appear, the judge will notify the Public Prosecutor's Office. If you want to know more about the amparo trial, you can visit the "Libro de la Ley de amparo en lenguaje llano" (Book of the Amparo Law in plain language) by [clicking here](https://www.scjn.gob.mx/sites/default/files/pagina/documentos/2016-11/LibroLeydeamparoenlenguajellano_0.pdf)^[1]. On the other hand, you can find information on free lawyers in Chapter X on Legal Assistance and more information on protection measures in Chapter XII on victims of crime or human rights violations in Mexico.

^[1]https://www.scjn.gob.mx/sites/default/files/pagina/documentos/2016-11/LibroLeydeamparoenlenguajellano_0.pdf

What do I do if I cannot return to my place of origin and residence?

When people are forced to escape or flee their community of origin or place of residence for various reasons such as conflict, generalized violence (insecurity), human rights violations, among other causes, and settle in another place within the same country, they are known as **internally displaced persons**; those who also fled their community of origin, but settle in another country, they are refugees. Both groups of people have a common origin: they were forced to leave their homes because their lives, safety or freedom were in danger.

If you want to learn more about internally displaced persons stories, you can go to page 9 of the following [website](#)^[2].

There is also a Manual on internal displacement that can be consulted at the following [link](#)^[3].

Are there specific services available for internally displaced persons?

The main elements for identifying an internally displaced person or a person at risk of being internally displaced are two: (i) the forced or involuntary nature of the displacement; and (ii) remaining within one's own country.

As citizens or residents, internally displaced persons must enjoy all the rights contained in the Constitution, international treaties and applicable in the country. However, there are some states that have special laws to assist displaced people. These are usually institutions dedicated to providing attention to victims of human rights violations.

Below, you will find more information by state:

^[2] https://help.unhcr.org/mexico/wp-content/uploads/sites/22/2023/12/231208_Nube-rebelde-3_WEB.pdf

^[3] <https://www.scjn.gob.mx/derechos-humanos/sites/default/files/Publicaciones/archivos/2022-06/Manual%20sobre%20desplazamiento%20interno.pdf>



Baja California

1. State Executive Commission for Integral Attention to Victims
 - Álvaro Obregón Av. 541, Centro Colony, Mexicali
 - Office hours: Monday to Friday, 8:00 a.m. to 4:00 p.m.
 - Tel: 686 104 1603 y 686 596 4701 ext. 100, 101 y 102
2. Executive Commission for Attention to Victims (CEAV)
 - Sto. Domingo No. 3130 Buena Vista, SEPANAL., Tijuana
 - Office hours: Monday to Friday, 9:00 a.m. to 6:00 p.m.
 - Teléfonos de atención: 551 000 2000, ext. 58000, 58001, 58002, 58003, 58004, 58005
 - Correo de atención: busquedabc@baja.gob.mx
3. Baja California Multiservice Center – Solidarity Border
 - Venustiano Carranza Av. 6250, Castillo Colony, Tijuana, B.C., within the Salesian Project facilities
 - Office hours: Monday to Friday, 9:00 am to 1:00 pm.



Chiapas

1. General Ministry of Government and Mediation
 - Palacio de Gobierno, 2nd Floor, Centro Colony, Tuxtla Gutiérrez 29000, Chiapas.
 - Tel: 961 612 9047; 961 618 7460
 - Website: <https://www.sgg.chiapas.gob.mx/>
2. State Executive Commission for Attention to Victims for the State of Chiapas
 - Andrés Serra Rojas Blvd. 1090, Torre Chiapas, 16th floor, Paso Limón Colony, Tuxtla Gutiérrez 29045.
 - Office hours: Monday to Friday, 08:00 a.m. to 4:00 p.m.
 - Tel: 961 688 2182; 961 688 9351; 961 691 2300, ext. 68282
 - Website: <https://cedhchiapas.org>
3. State Human Rights Commission
 - 1 Sur Oriente Av. San Roque, Building Plaza, 3rd and 4th floor, Tuxtla Gutiérrez 29000.
 - Office hours: Monday to Friday, 8:00 a.m. to 4:00 p.m.
 - Website: <https://cedhchiapas.org>



Chihuahua

1. General Ministry of the Government of the State of Chihuahua

- Juan Aldama 901, Centro Colony, Chihuahua.
- Tel: 614 429 3300, ext. 11173

2. Executive Commission for Attention to Victims of the State of Chihuahua

- Paseo Bolivar 712, Centro Colony, Chihuahua.
- Office hours: Monday to Friday, 8:00 a.m. to 9:00 p.m.
- Tel: 614 429 3300, ext. 11472, 11437 y 11417

3. State Human Rights Commission

- Zarco Av. 2427, Zarco Colony, Chihuahua.
- Office hours: Monday to Friday, 8:00 a.m. to 4:00 p.m.
10:00 a.m. to 1:00 p.m. (Saturday)
- Ciudad Juárez: De los Insurgentes Av. 4327, Los Nogales Colony, Ciudad Juárez.
- Monday to Friday, 8:00 a.m. to 4:00 p.m.



Coahuila

1. Executive Commission for Attention to Victims (CEAV)


- Sinaloa 381, República Norte Colony.
- Office hours: Monday to Friday, 9:00 a.m. to 4:00 p.m.
- Tel: 844 416 5218; 844 416 4948

2. General Directorate for Victim Attention

- Torreon Highway Km. 2.5, Southeast Delegation.
- Office hours: Monday to Friday, 9:00 a.m. to 4:00 p.m.
- Tel: 844 438 7671; 844 438 7672

3. General Directorate of High Impact Crimes and Crimes Committed against Migrants

- Torreon Highway Km. 2.5, Southeast Delegation.
- Office hours: 9:00 a.m. to 4:00 p.m.
- Tel: 844 438 7682



Guerrero

1. State Executive Commission for Attention to Victims of Guerrero

- Gabriel Leyva 22, Burócratas, Chilpancingo de los Bravo 39090.
- Office hours: Monday to Friday, 9:00 a.m. to 6:00 p.m.
- Tel: 747 491 5644
- Website: <https://www.facebook.com/CEEAVGRO/>

2. Human Rights Commission of the State of Guerrero (CDHEG)

- Morelos Building, Juárez Av. corner with Galo Soberón y Parra, Centro Colony, Chilpancingo.
- Tel: 747 494 20 00 y 747 494 20 16
- Website: <http://www.cdheg.org/>
- Mail: coddehum@prodigy.net.mx

3. General Ministry of the Government of the State of Guerrero, through the General Directorate of Human Rights

- Displacement Assistance Office
- René Juárez Cisneros Blvd. 62, North Building, 2nd floor, Ciudad de los Servicios Colony.
- Tel: 7573561200
- Mail: segobdireccion.graldh@gmail.com

4. Secretariat of Migrant and International Affairs (SEMAI), Guerrero program supports you.

- Vicente Guerrero Boulevard, Unnamed Zone, Colonia 47, 39070, Chilpancingo de los Bravo, Guerrero
- Tel: 800 890 9444 and 747 471 2980
- Website: https://www.facebook.com/SEMAIGuerrero/?locale=es_ES
- Mail: migrantes@guerrero.gob.mx



Jalisco

1. Executive Commission for Attention to Victims of the State of Jalisco

- Francisco I Madero 110, Mexicaltzingo, Guadalajara 44100
- Office hours: Monday to Friday, 10:00 a.m. to 4:00 p.m.
- Tel: 332 055 4344; 331 543 8809



Michoacán

1. Ministry of Migrants of the State of Michoacan
 - Colegio Militar 230, Chapultepec Norte Colony, Morelia 58260.
 - Tel: 443 322 9100
 - Website: <https://migrante.michoacan.gob.mx/>
2. State Executive Commission for Attention to Victims
 - Gral. Mariano Arista 300, Chapultepec Oriente, Morelia 58260.
 - Office hours: Monday to Sunday, 8:00 a.m. to 9:00 p.m.
 - Tel: 443 314 1574



Nuevo León

1. Nuevo León Local Commission for the Search of Persons
 - San Francisco Av. 217, Lomas de San Francisco Colony.
 - Office hours: Monday to Friday, 9:00 a.m. to 5:00 p.m.
 - Tel: 812 033 5310
2. State Executive Commission for Attention to Victims
 - San Francisco Av. 217, Lomas de San Francisco Colony.
 - Office hours: Monday to Friday, 9:00 a.m. to 5:00 p.m.
 - Tel: 812 033 5310



Oaxaca

1. Coordination for the Attention to Human Rights
 - Corpus Cristi 104, Arenal Colony, Cinco Señores Municipal Agency, Oaxaca 68125.
 - Office hours: Monday to Friday, 9:00 a.m. to 5:00 p.m.
 - Tel: 951 514 9595
 - Website: www.oaxaca.gob.mx/cadh



Sinaloa

1. Ministry of Welfare and Sustainable Development (SEBIDES)
 - Insurgentes Av., Third Floor, Centro Sinaloa, Culiacán Rosales 80020.
 - Tel: 667 317 719, 667 321 2200, 667 213 8278
2. Executive Commission for Attention to Victims
 - Álvaro Obregón 1298-Sur, Guadalupe, Culiacán Rosales 80220.
 - Office hours: Monday to Friday, 9:00 a.m. to 6:00 p.m.
 - Tel: 551 000 2000, ext. 58240
 - Website:
<https://www.gob.mx/ceav/acciones-yprogramas/sinaloa-160804>



Tamaulipas

1. State Commission for Attention to Victims
 - 1510 Quinta, between Bravo and Bustamante, 2nd floor, Centro Colony.
 - Office hours: Monday to Friday, 8:00 a.m. to 4:00 p.m.
 - Tel: 868 817 7250



Zacatecas

1. Executive Commission for Integral Attention to Victims of the State of Zacatecas
 - García Salinas Av. 29.
 - Office hours: Monday to Friday, 9:00 a.m. - 6:00 p.m.
 - Tel: (55) 1000-2000 ext. 58600, 58601, 58602, 58603, 58604

II. Documentación

Now you will begin the documentation chapter. Here you will find information about what it is, costs and how to process important documents such as your repatriation certificate, passport, voter identification card, civil registration certificates, school certificates, CURP, RFC, Social Security Number, driver's license, deeds, among others. The costs mentioned for each document are illustrative, they may vary depending on the date you are reading this and if there was any variation to the costs, so you should always check the official pages.

Proof of repatriation

The certificate of repatriation (Constancia de Repatriación) is an official document issued by the National Immigration Institute (also known as "Instituto Nacional de Migración or INM"), which certifies the assisted return of a national into Mexico. This document facilitates the reintegration process in the country for repatriated nationals, especially if they do not have any of the documents required by the Immigration Law to enter the national territory^[3]. La Constancia sirve para acreditar que una persona ha sido retornada al país de manera asistida y tiene vigencia de 1 (un) año. The Constancia serves to certify that a person has been returned to the country in an assisted manner and is valid for one (1) year.

This Constancia^[4] must contain the essential identification data of the repatriated person and follow the formats established therein.

^[3] Pursuant to Article 36 of the Immigration Law and Article 3 of the Nationality Law, Mexicans will prove their nationality with one of the following documents: (i) Passport; (ii) Citizen Identity Card or Personal Identity Card or its equivalent; (iii) Certified copy of Birth Certificate; (iv) Consular Registration; (v) Letter of Naturalization, or (vi) Certificate of Mexican Nationality.

^[4] Article 63 of the Guidelines for the Protection of Migrants of the National Institute of Migration.

In case of not having official documents to prove Mexican nationality, it may be proven by any other objective element of conviction that allows the INM to determine that the assumptions of accreditation of Mexican nationality are met. To issue the Certificates, you can go to one of the repatriation modules located at:

- **Mexicali**
Convention Center (FEX), Río Nuevo, Mexicali 21150, B.C.
- **Tijuana**
Los Flamings, Planetario Colony, Tijuana 22034, B.C.
- **Ciudad Juárez**
Albergue El Punto, Chamizal 32300
- **Coahuila**
Bodega Industrial Nueva Rosita, México Km. 123, Nueva Rosita 26833
- **Matamoros**
Municipal Stadium Pedro Salazar Maldonado, Del Maestro 105-S
CECATI, Práxedes Balboa 87430
- **Reynosa**
Parking lot of the Cultural Center, Libramiento Oriente, Azteca 88680
- **Nuevo Laredo**
Polyforum La Fe, Eva Samano 2828, La Fe 88170

With the Constancia it is possible to process or, if applicable, recover (i) the voter's credential (INE) and the temporary CURP with photograph^[5] to be used as **official identification**, (ii) birth certificates, and (iii) civil registration certificates (marriage or death), as well as to collect money transfers sent by the repatriated person's family through some Money Transmitters, including [Telégrafos de México]. To process these documents, you can visit the offices of the National Electoral Institute or the offices of the Civil Registry with the Constancia as proof of identity. These documents will be necessary to have access to different programs that will be described later.

^[5] <https://migrantes.cndh.org.mx/MEX/derechos/doc/Hoja-Repatriacion.pdf>

If you want to know more about the repatriation certificate, you can visit this document by [clicking here](#)^[6].

Below, you can find information about other identity, school and tax documents.

Passport

It is the official national and international identity document that certifies the nationality of a person.

How is it obtained?

Where	Requirements	Costs	Response time
<p>At any passport office of the Ministry of Foreign Affairs (SRE). The various offices can be located on the following web page^[7].</p> <p>SCHEDULE AN APPOINTMENT Call: 01800 8010 773 The opening hours are Monday to Friday from 08:00 to 20:00 hours, Saturdays from 09:00 to 16:00 hours. You can also schedule an appointment online by accessing the following web page^[8].</p>	<ol style="list-style-type: none">1. Appear to fill out the application form.2. Present proof of payment.3. For adults, present the official identification of the applicant.4. When it is a first time procedure, other requirements are necessary. Please consult the following web page^[9]. <p>NOTE 1: If the applicant does not have a birth certificate, the SRE may request additional documents to prove the applicant's nationality, such as:</p>	<p>DISCOUNT The 50% passport benefit is applicable to persons over 60 years of age, persons with disabilities and Mexico-Canada temporary agricultural workers.</p> <p>Amount of fees 2025 with 50% benefit for the issuance of passports valid for three years \$865.00 pesos</p> <p>With 50% benefit for the issuance of passport valid for 6 years 1,175.00 pesos</p> <p>With 50% benefit for the issuance of passports valid for 10 years \$2,060.00 pesos</p>	<p>The same day or up to 10 days after the application is submitted.</p> <p>In very particular cases, passport issuance may take longer than the normal turnaround time.</p>

^[6] <https://migrantes.cndh.org.mx/MEX/derechos/doc/Hoja-Repatriacion.pdf>

^[7] <https://portales.sre.gob.mx/directorio/delegaciones>

^[8] <https://citas.sre.gob.mx/>

^[9] <https://sre.gob.mx/tramites-y-servicios/pasaportes?id=252>

SHOW UP ON THE DAY OF YOUR APPOINTMENT with all requirements, including payment of fees.

I. Certificate of Mexican nationality;
I. Declaration of Mexican nationality by birth;
III. Letter of naturalization;
IV. Citizen's identity card, or;
V. Certificate of consular registration.

NOTE 2: It will be necessary to verify that the Unique Population Registry Code (CURP) is verified by the Civil Registry or corresponding authority.

You will be able to know your CURP in the following [web page](#)^[0].

With benefit of 50% for the issuance with validity of 1 year **\$445.00 pesos**

PAYMENT OF FEES

OPTION ONE. At the bank window. Consult the information on the following [web page](#)^[1].

OPTION TWO. Online payment. See the information on the following [web page](#)^[2].

Voter's credential

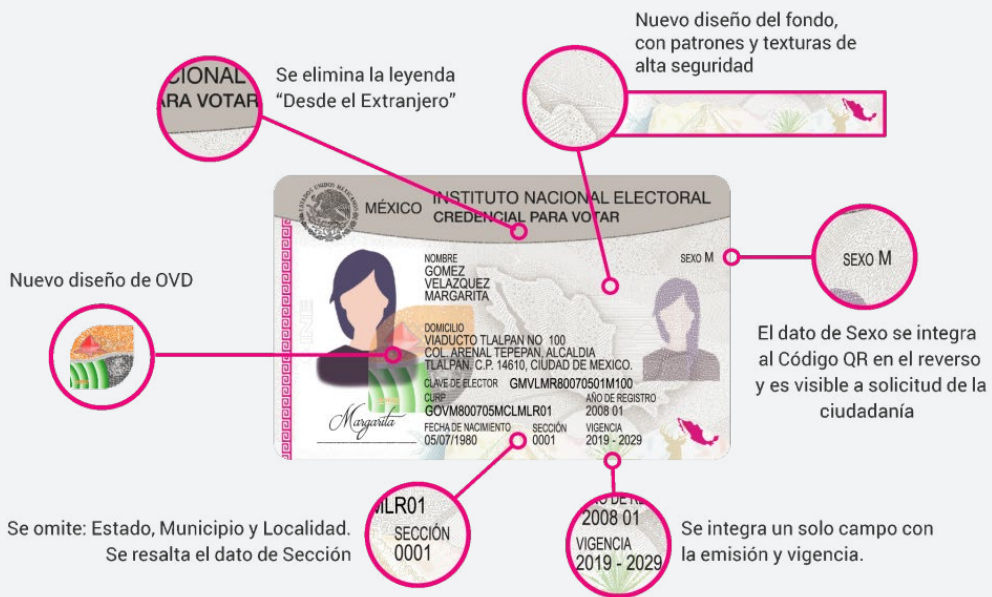
This is an official national identity document issued by the National Electoral Institute.

These are the official characteristics of the voter's credential:

^[0] <https://www.gob.mx/curp/>

^[1] <https://www.gob.mx/sre/acciones-y-programas/opciones-para-realizar-el-pago-de-pasaporte>

^[2] <https://www.gob.mx/sre/acciones-y-programas/opciones-para-realizar-el-pago-de-pasaporte>



**not translated*

For more information about the features,
please visit the following:
<https://ine.mx/conoce-tu-credencial-para-votar/>

How is it obtained?

Where	Requirements	Costs	Response time
<p>At any office or module of the National Electoral Institute.</p> <p>Before scheduling an appointment, locate your module on the following web page^[13].</p> <p>SCHEDULE AN APPOINTMENT To schedule online, go to following web page^[14].</p> <p>If you cannot schedule online, you can also go in person to your nearest module.</p> <p>SHOW UP ON THE DAY OF YOUR APPOINTMENT with all the requirements shown in the next column.</p>	<ol style="list-style-type: none">1. Birth certificate, to prove Mexican nationality, or letter of naturalization.2. Photo ID to prove identity (Passport, Professional ID, Driver's License, National Military Service ID, Public Service ID, Public or private school IDs, Entitlement IDs or Work IDs). <p>NOTA 1: If you do not have identification, you may present two people to act as witnesses:</p> <p>The first person who acts as a witness must have his or her Voter's Credential registered in the same municipality or city hall as your domicile.</p> <p>The second person who acts as a witness must have a registered voting card in the same state where you live.</p> <ol style="list-style-type: none">3. Proof of address, to indicate the location of the place where you are living. <p>NOTE 2: REGARDING THE PROOF OF ADDRESS:</p>	<p>Free of charge.</p>	<p>The voter's credential can be delivered on the same day, or in the days following the presentation of all documents.</p>

^[13] <https://ubicatumodulo.ine.mx/>

^[14] https://app-inter.ife.org.mx/siac2011/citas_initCapturaCitas.siac

	<p>I) The voucher must be submitted with an issue date no older than 3 months.</p> <p>II) The annual payment receipts must be current or from the immediately preceding year.</p> <p>III) They must indicate the address, as it will appear in the Credential to vote.</p> <p>IV) If there is no address and the interested party is homeless, he/she must indicate it directly to the personnel available at the INE's customer service module. The staff will issue a Notice of Verification of Non-existence of Address.</p> <p>NOTE 3: INE may request additional documents at any time in order to grant the voter's credential.</p>		
--	--	--	--

Civil registration records

How is it obtained?

Where	Requirements	Costs	Response time
<p>There are several ways to obtain a birth, marriage, death, etc. certificate.</p> <p>CIVIL REGISTRY OFFICE</p> <ol style="list-style-type: none"> 1. Before the Civil Registry Office where the registration of the civil act took place. 	<p>BEFORE THE CIVIL REGISTRY OFFICE</p> <ol style="list-style-type: none"> 1. Copy of the certificate of birth, marriage, death, etc., that you wish to obtain. 2. If you do not have a copy of the record, you must have the name, page, book, record number, date of birth, death, etc. 	<p>Obtaining a certificate \$94.00 pesos per certificate in CDMX.</p> <p>NOTE 1: the cost may vary depending on the state of the Republic where the certificate is requested.</p>	<p>The minutes can be delivered the same day they are requested.</p> <p>It could take longer if it is necessary to search for the corresponding minutes.</p>

AT ANY KIOSK

2. Before any kiosk authorized to issue minutes the kiosks located in the CDMX can be found in the following [web page](#)^[15].

- In Chiapas: [page](#)^[16]
- Guerrero: [directory](#)^[17]
- Oaxaca: [website](#)^[18]
- Michoacán: [website](#)^[19]
- Guanajuato: [website](#)^[20]
- Coahuila: [website](#)^[21]
- Baja California: [website](#)^[22]

ONLINE

3. EOnline Entering the portal of the following [web page](#)^[23].

3. If you do not have the record data or personal data, then you will be required to request a search of the record with the name and approximate date of the event.

AT ANY KIOSK

1. A copy of the record to be obtained.
2. If you do not have a copy of the record, you must have the name, page, book, record number, date of birth, death, etc.

ONLINE

1. Enter the CURP or personal data.
2. Validate the data.
3. Select the payment method (credit or debit).
4. Make payment.
5. Download the minutes from the portal or send them to the email address indicated.

NOTE 2: The cost of the search of existence or non-existence of registration data has a cost of \$94.00 in the CDMX.

[15] <https://data.finanzas.cdmx.gob.mx/consultar/oficinas>

[16] <https://registrocivil.chiapas.gob.mx/>

[17] <https://www.gob.mx/cms/uploads/attachment/file/455501/Guerrero.pdf>

[18] <https://www.oaxaca.gob.mx/civil/tramites-y-servicios/>

[19] <https://registrocivil.michoacan.gob.mx/>

[20] <https://sg.guanajuato.gob.mx/registro-civil/>

[21] <https://www.registrocivilcoahuila.gob.mx/>

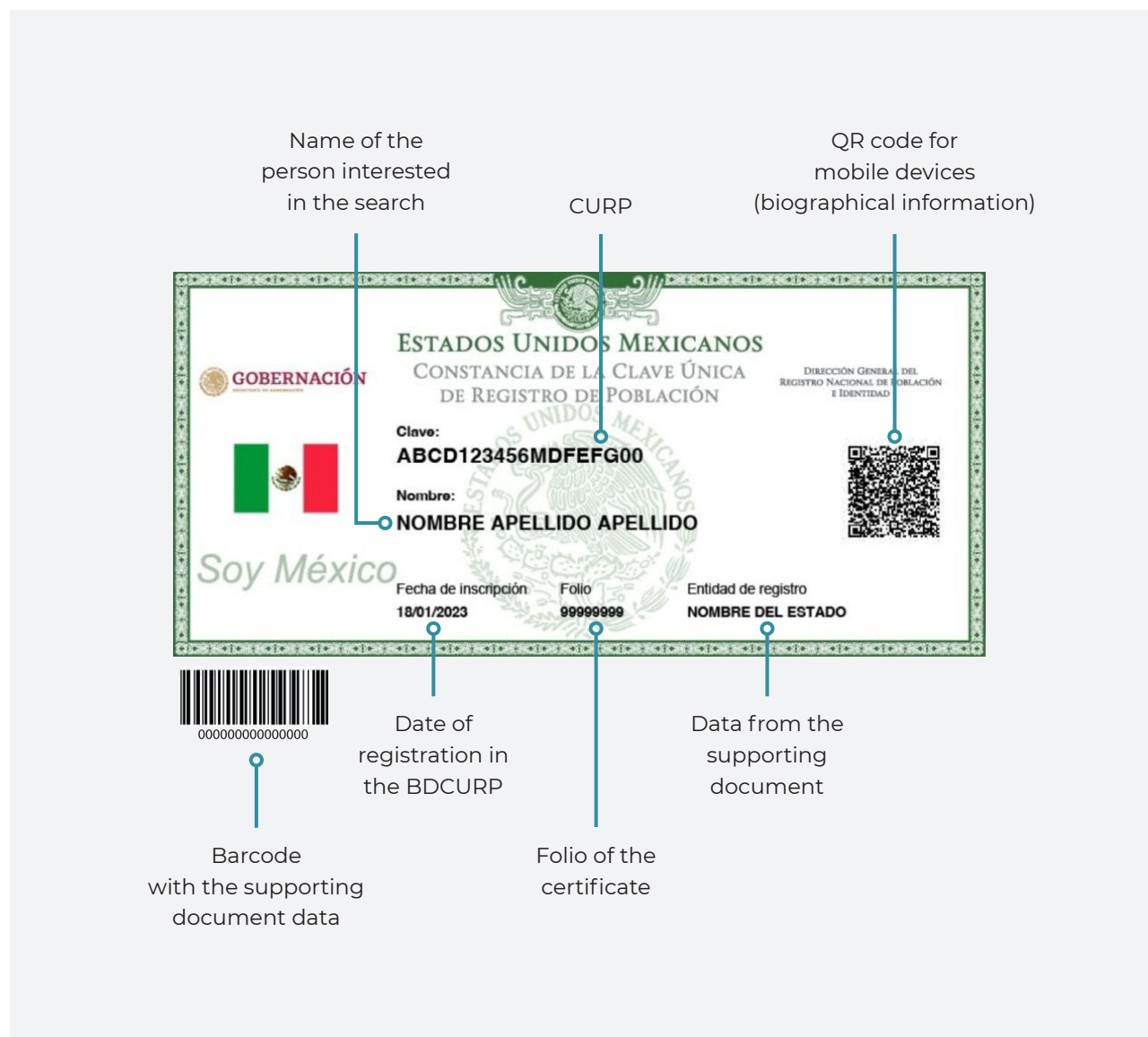
[22] <https://retys.bajacalifornia.gob.mx/Portal/TyS/619?organismold=61>

[23] <https://www.miregistrocivil.gob.mx/>

Unique Population Registry Code (CURP)

The CURP is an 18-character alphanumeric code assigned to persons living in Mexico. It is used to identify Mexican citizens and to access different governmental procedures.

Below, you can see an image of the CURP for Mexicans by birth and the elements that comprise it:



How is it obtained?

Where	Requirements	Costs	Response time
<p>Where can I check if I have CURP or not?</p> <p>You can consult the following web page^[24].</p> <p>If you do not have a Unique Population Registry Code (CURP), you can obtain it at the RENAPO service modules.</p> <p>ADDITIONAL DATA To request telephone assistance on the CURP service, please contact the Service Center and Services, Monday through Friday, from 8:00 a.m. to 4:00 p.m., at the following telephone numbers: 55 5128 0000 extensions 15693 and 15980 800 911 1111</p> <p>Or, by email: tramitecurp@segob.gob.mx</p>	<p>Proof of identity (original and copy). (birth certificate, naturalization letter, certificate of Mexican nationality, diplomatic visa or immigration document).</p> <p>Valid official identification with photograph.</p>	<p>Free of charge.</p>	<p>Same day, except if a search of the corresponding minutes is to be made.</p>

Federal Taxpayers Registry (RFC)

The Federal Taxpayers Registry, better known as RFC, is a code that the government uses to identify individuals and companies that undertake any economic activity in our country.^[25]

^[24] <https://www.gob.mx/curp/>

^[25] Legal entity refers to legally constituted private companies or institutions.

How is it obtained?

Where	Requirements	Costs	Response time
<p>Who can apply for the RFC?</p> <p>Individuals 18 years of age or older who have a Unique Population Registry Code (CURP) and need to register in the Federal Taxpayers Registry (RFC) with or without tax obligations.</p> <p>Pre-registration must be done in the portal of the Tax Administration System SAT, which you can access in the following web page^[26].</p> <p>Subsequently, the interested party will have to physically present himself/herself at any SAT office.</p> <p>Go to the SAT office of your choice with the required documentation, by appointment.</p> <p>Deliver the documentation to the tax authority that will attend to your procedure.</p> <p>Upon completion, the application and single acknowledgment of registration in the Federal Taxpayers Registry will be received.</p>	<p>For pre-registration, generally speaking, only the CURP (Currency Number) and general information about the applicant are required.</p> <p>Relevant information is available on the following web page^[27].</p> <p>Subsequently, the following documentation must be submitted to the SAT with:</p> <ol style="list-style-type: none"> 1. Identity card. <ul style="list-style-type: none"> • Voting credential • Passport • Professional license • Credential of the National Institute for the Elderly • Migratory document, issued by a competent authority • Birth certificate 2. Proof of address. 3. CURP. <p>You have to enter the SAT and choose the RFC option.</p> <p>Send your process to SAT and print the pre-sheet with the folio number assigned to your process.</p> <p>Receives and saves the acknowledgement of Registration in the RFC with the tax identification card.</p>	<p>Free of charge.</p>	<p>Immediate delivery.</p>

[26] <https://www.sat.gob.mx/tramites/operacion/82714/realiza-tu-inscripcion-en-el-rfc-persona-fisica>

[27] <https://www.sat.gob.mx/tramites/28753/obten-tu-rfc-con-la-clave-unica-de-registro-de-poblacion-curp>

Social Security Number

The Social Security Number (NSS) is unique, permanent and non-transferable and is assigned to keep a record of workers and insured persons.

How is it obtained?

Where	Requirements	Costs	Response time
<p>PRESENT At the Subdelegation or Auxiliary Affiliation and Collection Office, Monday through Friday on IMSS business days from 8:00 am to 3:30 pm.</p> <p>You can access in the following web page^[28].</p> <p>ONLINE 24 hours a day, 365 days a year in the IMSS portal, in the process of Request for assignment or location of social security number.</p> <p>You can access the relevant information on the following web page^[29].</p> <p>IMSS DIGITAL APP The IMSS Digital application can be downloaded on a cell phone with an Android or iOS operating system.</p> <p>Afterwards, the requested data must be entered and the corresponding procedure must be selected.</p>	<p>PRESENT</p> <ol style="list-style-type: none">1. Birth Certificate (In cases in which the birth registration of the interested party has been done by Civil Authorities such as DIF and PGR, it must be mentioned).2. Original valid official identification.3. CURP.4. In case of authorizing a third party to make the application, the applicant must also present a valid official identification and a simple power of attorney in original. <p>ONLINE DATA</p> <ol style="list-style-type: none">1. Unique Population Registry Code (CURP).2. Email.	<p>Free of charge.</p>	<p>If the procedure was carried out in person, the response time is no more than one hour after submitting the completed documentation at the window of the Subdelegation.</p> <p>In case the procedure has been carried out via Internet, the response time is immediate to the email address provided by the interested party.</p>

[28] <https://www.imss.gob.mx/directorio>

[29] <https://serviciosdigitales.imss.gob.mx/gestionAsegurados-web-externo/asignacionNSS;JSESSIONIDASEGEXTERNO=olZqAPHBnLKQPhVIFlwSS7TJ6y4RddBhLOWovl0yx8D9ltUS0UQ9!-1810374997>

Driver's license

How is it obtained?

Where	Requirements	Costs	Response time
<p>In the CDMX, the license is processed at the authorized modules of the Secretariat of Mobility (SEMOVI).</p> <p>You can find the service modules on the following web page^[30].</p> <p>To register in the Mexico City LLAVE Platform, you can access the following web page^[31].</p> <p>To get your appointment you can access the following web page^[32].</p> <p>For information on licensing requirements in your state, see the following:</p> <ul style="list-style-type: none">• Baja California: web page^[33]• Chiapas: web page^[34]• Guerrero: web page^[35]• Michoacán: web page^[36]• Oaxaca: web page^[37]• Chihuahua: web page^[38]	<ol style="list-style-type: none">1. Official identification documents, present the original document and a simple copy:<ul style="list-style-type: none">• Voting Credential• Military Service Record Card• Passport• Professional license with photograph.• Previous Mexico City Driver's License2. Proof of address in original and simple copy:<ul style="list-style-type: none">• Property tax bill.• Water Service Bill.• Bank account statement• Telephone service account statement.• Electricity Service Receipt3. Paid catch line.	<p>\$1,500.00 pesos en la Ciudad de México.</p> <p>NOTA: el costo para la obtención de la licencia puede variar de estado a estado de la República Mexicana.</p>	<p>Entre 2 y 5 días hábiles.</p>

^[30] <https://www.semovi.cdmx.gob.mx/tramites-y-servicios/vehiculos-particulares/modulos-de-control-vehicular-y-licencias>

^[31] <https://llave.cdmx.gob.mx/RegistroCiudadano.xhtml?faces-redirect=true>

^[32] <https://app.semovi.cdmx.gob.mx/citas/>

^[33] <https://retys.bajacalifornia.gob.mx/Portal/TyS/661>

^[34] <https://www.ingresos.haciendachiapas.gob.mx/servicios/licencia-req.asp>

^[35] <https://licencias.guerrero.gob.mx/>

^[36] <https://michoacan.gob.mx/tramites/licencias/>

^[37] <https://www.oaxaca.gob.mx/semovi/>

^[38] <https://tramites.chihuahua.gob.mx/tramite.aspx?identificador=158>

PRESENT YOURSELF WITH THE REQUIREMENTS LISTED IN THE FOLLOWING COLUMN.

NOTE: The agency where the license must be processed varies in each state of the Mexican Republic.

NOTE: : In each State of the Mexican Republic, the requirements vary significantly; for example, in the State of Chiapas, these are the requirements that must be presented:

- Birth certificate
- Official identification
- Payment of fees
- Driving test approval form
- Proof of address
- Blood type
- Unique Population Registry Code (CURP)

In this state of the Republic, the license is processed before the Ministry of Finance of the Government of Chiapas.

Public Deeds

There is a procedure to request the issuance of public deeds that are in the custody of the General Archive of Notaries.

These documents will be found in the General Archive of Notaries when more than 5 years have elapsed after the notarization of the act or contract with the public notary. When less than 5 years have elapsed since the issuance of the original public deed, the procedure may be carried out before the public notary who issued it.

You will be able to find all the relevant information about, who can perform the procedure, what do you need to perform it, how, where and when the procedure is performed, you can find it at:

- **Mexico City:** visit the following *web page*^[39]
- **Baja California:** visit the *web page*^[40]
- **Chihuahua:** click on the following *link*^[41]
- **Guerrero:** enter the following *web page*^[42]
- **Chiapas:** click on the following *link*^[43]
- **Jalisco:** go to the following *web page*^[44]
- **Michoacán:** visit the following *web page*^[45]
- **Tamaulipas:** click on the following *link*^[46]
- **Oaxaca:** go to the following *web page*^[47]

How is it obtained?

Where	Requirements	Costs	Response time
<p>IN PERSON</p> <p>The process and the presentation of the necessary documentation is done at the General Archive of Notaries.</p> <p>It is located at Candelaria de los Patos, 10 de Mayo Colony, Alcaldía Venustiano Carranza, postal code 15290.</p>	<p>1. Official identification</p> <p>It can be any of these options. Must be submitted at original and single copy.</p> <ul style="list-style-type: none"> • Credential to vote; • Military service record; • Passport; • Residence card; or • Professional license. 	<p>Certification of Instrument containing complete volumes of the appendix. Amount to be paid: \$1,136.00</p> <p>Issuance of testimonies or certifications of notarial instruments or records in the definitive custody of the General Archive of Notaries, including their appendix. Amount to be paid: \$4,054.00</p>	<p>The response time estimated by the General Archive of Notaries is 13 business days.</p>

^[39] <https://www.cdmx.gob.mx/public/InformacionTramite.xhtml?faces-redirect=true&idTramite=697>

^[40] <https://www.bajacalifornia.gob.mx/rppc/>

^[41] <https://chihuahua.gob.mx/rpp>

^[42] <https://www.guerrero.gob.mx/dependencia/sector-central/direccion-general-del-registro-publico-de-la-propiedad-y-el-comercio/>

^[43] <http://registropublico.chiapas.gob.mx/>

^[44] <https://sgg.jalisco.gob.mx/acerca/areas-de-la-secretaria/direccion-registro-publico-propiedad-comercio>

^[45] <https://irycem.michoacan.gob.mx/>

^[46] <http://registropublico.tamaulipas.gob.mx/>

^[47] https://www.oaxaca.gob.mx/ifreo/?s=&post_type=ct_tramites

Hours of operation:

Monday to Friday, from 9:00 am to 1:30 pm.

2. Documents to prove legal personality

You may choose any of these alternatives. In any case, you must submit the original and simple copies.

Individuals.

- Power of attorney; and
- official identification of the representative or attorney-in-fact.

Individuals.

- Power of attorney signed before two witnesses with ratification of signatures before a public notary.

Individuals.

- Letter signed before 2 witnesses; and
- identification of the interested party and of who carries out the procedure.

3. Format

It must be filled out properly, according to your instructions.

You can find and download it on this [web page](#)^[48].

4. Documents to prove legal interest

They must be submitted in original or certified copy, with two simple copies.

5. Proof of payment of duties

Payment must be made through the following [web page](#)^[49].

After having made the payment, you will have to obtain the validation of the payment on the following [web page](#)^[50].

^[48] <https://www.cdmx.gob.mx/public/InformacionTramite.xhtml?faces-redirect=true&idTramite=697>

^[49] https://data.finanzas.cdmx.gob.mx/formato_lc/archivo_general/93

^[50] https://data.finanzas.cdmx.gob.mx/consultas_pagos/consulta_pagos

III. Feeding

In this chapter you will find information about the different food programs that exist in each state, as well as requirements to apply for it, the location of public and civil society kitchens. The requirements to apply for the programs vary from state to state, so it is important that you verify the information before applying.

Soup kitchens

- **Baja California:** The State has the “Programa de Atención Alimentaria a Grupos Prioritarios” (Food Assistance Program for Priority Groups), as well as a Social Food Assistance program to provide food^[51]. In the following map, reference is made to locations of the program of the Government of Baja California^[52]:



[51] <https://www.difbc.gob.mx/Imagenes/articulos/NORMATIVO/2024/REGLAS%20DE%20OPERACION/ROP%20PROGRAMA%20DE%20ATENCION%20ALIMENTARIA%20A%20GRUPOS%20PRIORITARIOS.pdf>

[52] <https://www.difbc.gob.mx/articulo.php?id=14>

- **Chihuahua:** The Chihuahua State Government has Integrated Community Service Centers in the municipalities of Chihuahua, Aquiles Serdán, Cuauhtémoc and Jiménez. In these centers you can find community dining services^[53]:

For more information, you can access the following [web page](#)^[54].

- **Tamaulipas:** The State has the program "S121 Comedores de Bienestar",^[55] where food is provided to people who enter the S121 Comedores de Bienestar Program. In order to enter the program, it is required:

1. Application for Incorporation duly completed, which will be provided by the staff of the Secretariat of Social Welfare of the Government of the State of Tamaulipas,
2. Socioeconomic card, which data will be recorded by the staff of the Secretariat,
3. Simple photostatic copy of the following documents:
 - Valid official ID;
 - Proof of address not older than 3 months (water or electricity);
 - Unique Population Registry Code (CURP); and
 - If necessary, the Undersecretariat may request any other document related to the procedures corresponding to the program.

- **Nuevo León:** The Government of the State of Nuevo León has 44 Community Centers^[56], which offer more than 300 educational, technological, artistic, cultural, sports, trade, nutrition, health, community and psychology workshops free of charge. For more information, you can visit the following [web page](#)^[57].

- **Coahuila:** Existen dos programas de atención alimentaria: modalidad caliente y modalidad fría^[58] mismos que se encuentran disponibles en las sedes del DIF Estatal. Para más información sobre podrás visitar la siguiente [web page](#)^[59].

^[53] <https://chihuahua.gob.mx/info/centros-de-servicios-comunitarios-integrados-csci-en-operacion>

^[54] <https://chihuahua.gob.mx/info/centros-de-servicios-comunitarios-integrados-csci-en-operacion>

^[55] <https://www.tamaulipas.gob.mx/bienestarsocial/wp-content/uploads/sites/2/2024/05/s121-comedores-de-bienestar.pdf>

^[56] <https://www.nl.gob.mx/es/publicaciones/directorio-de-centros-comunitarios>

^[57] <https://www.nl.gob.mx/es/publicaciones/directorio-de-centros-comunitarios>

^[58] <https://www.difcoahuila.gob.mx/CaminoACasa.php>

^[59] <https://www.difcoahuila.gob.mx/CAIFS.php>

- **Michoacán:** The DIF Michoacán System, through the Directorate of Attention to Vulnerable Families and Municipal Liaison^[60] has the program "Food Assistance to Persons in Emergency or Disaster Situations"^[61]. For more information: Acueducto Av. 17 corner Ventura Puente, Cuauhtémoc, Morelia 58020. Tel: (443) 313-35-40 to 42, 312-78-15.

- **Guerrero:** The DIF Acapulco System has community kitchens where a free daily food ration is provided. They also provide talks and medical attention, optometry, dental health, workshops and literacy. The dining rooms are open Monday through Friday from 11:00 to 14:00 hrs.

The requirements are:

1. Copy of CURP.
2. Two child size photos.
3. Copy of proof of address.
4. Socioeconomic study (prepared by the Subdirection of the Social Assistance of Acapulco's DIF).
5. Copy of the official ID.
6. Copy of birth certificate.

Soup kitchens and location:

- **Hogar Moderno:** Río Grande and Mercado, Hogar Moderno Colony. *Ver en mapa*^[62].
- **Benito Juárez:** Central, Benito Juárez Colony. *Ver en mapa*^[63].
- **Villa Aurorita:** 4th St., Sec. 6, Zapata Colony.
- **La Máquina:** Edo. de Guerrero, La Máquina Colony.

^[60] <https://directorio.michoacan.gob.mx/oficina/982/localizacion>

^[61] <https://dif.michoacan.gob.mx/>

^[62] <https://maps.app.goo.gl/kP9RapGdPdSKhb5DA>

^[63] <https://maps.app.goo.gl/4Cnps2qPw58FPLqi7>

- **La Mica:** Lllamarada, La Mica Colony.
- **La Libertad:** Elizondo 2, La Libertad Colony. *Ver en mapa*^[64].
- **Alejo Peralta:** Juan R. Escudero Av., Renacimiento Colony.
- **El Coloso:** Inside the Market, El Coloso Housing Unit.
- **Jardín Palmas:** Palmas, Jardín Palmas Colony.
- **Unidos Por Guerrero:** Zempazuchitl, Unidos Por Guerrero Colony *Ver en mapa*^[65].
- **Bosques de la Cañada:** Amates 4, Bosques De La Cañada Colony
- **Tres Palos:** Teniente Vicente González, Poblado Tres Palos
- **Cumbres de Figueroa:** Jorullo, Lot 3 Mz 42, Cumbres de Figueroa Colony.

Feeding Programs

The Federal Government established the “*Alimentación para el Bienestar*” program of the Welfare Secretariat - *Secretaría del Bienestar*, to guarantee that families can have access to staple foods, offering free bimonthly food pantries.

The requirements to apply for this benefit are:

1. CURP,
2. Birth certificate (original and copy),
3. Official ID (must be valid and can be the INE or passport),
4. Proof of address no older than 6 months (a proof of residence will also be valid as long as it is issued by a local authority) and
5. The Form Formato Único de Bienestar with the required data.

^[64] <https://maps.app.goo.gl/7BvY3hzFRx9frhyT7>

^[65] <https://maps.app.goo.gl/GovftcXuUimvpoGL9>

In addition to the above, the following programs and/or support are available at the state level:

- **Sonora:** DIF Sonora through the Food Program and Community Development Directorate offers the *Comedores Populares* program. The Municipal System and/or the State DIF System will require birth certificate or CURP, socioeconomic study or proof of low income of the beneficiaries issued by a local authority.^[66]
- **Baja California:** The Government of the State of Baja California, through the program "*Alimentando con el Corazón*", offers food support with 13 products of the basic food basket for families in vulnerable situations. Current official ID and proof of address (not older than 3 months) are required.^[67]

In addition, the state DIF has a campaign to deliver food pantries to people with disabilities, the elderly and those who, due to their condition of vulnerability, are in a situation of food shortage or malnutrition. They are located in the municipalities of Mexicali, Tijuana and San Quintín.^[68]

- **Chihuahua:** The Chihuahua State DIF has a Food and Self-Sustainable Development of Families program, providing food to children under 5 years of age, pregnant or breastfeeding women, people with disabilities, individuals and families with low income.^[69]
- **Nuevo León:** The System for the Integral Development of the Family of the State of Nuevo León offers the delivery of a monthly pantry designed under nutritional quality criteria to priority groups.^[70] It is necessary to go to the offices of the corresponding municipal DIF and comply with the following requirements:

^[66] <https://boletinoficial.sonora.gob.mx/images/boletines/2024/03/2024CCXIII26VII.pdf>

^[67] https://www.bajacalifornia.gob.mx/bienestarbc/Programas/Alimentando_Corazon

^[68] <https://www.difbc.gob.mx/articulo.php?id=30>

^[69] <https://difchihuahua.gob.mx/servicio/1>

^[70] <https://nlinea.nl.gob.mx/modules/ventanillaDigital/procedures/apoyoAlimentarioAGruposDeAtencionPrioritaria>

- Official ID
- CURP
- Proof of Address
- Written statement of medical care attesting to a person's health status, if any.

In addition to the above, the System for the Integral Development of the Family of the State of Nuevo León offers a shelter service that provides lodging and food to homeless people, as well as facilities for their personal hygiene and referral to social assistance or service institutions as required.^[71]

- **Coahuila:** The State System for the Integral Development of the Family of Coahuila offers support through the Transitory Shelter “Camino a Casa” where it is guaranteed that unaccompanied and accompanied migrant or repatriated children and adolescents unaccompanied and accompanied migrants or returnees, who for various circumstances are faced with the need to cross the northern border of the state, are reintegrated into their homes in a safe and orderly manner, offering food, clothing, medical and psychological care, personal hygiene items and whatever is necessary to meet their needs during their stay in the shelters.^[72] Coverage is in Acuña, Piedras Negras and Saltillo. For Piedras Negras and Acuña: Unaccompanied migrant or repatriated children and adolescents from 0 to 17 years 11 months of age, nationals or foreigners. For Saltillo: Children and teenagers’ migrants or repatriated accompanied from 0 to 17 years 11 months of age, nationals or foreigners.^[73]

^[71] <https://hlinea.nl.gob.mx/modules/ventanillaDigital/procedures/alberguePermanenteElRefugio>

^[72] <https://www.difcoahuila.gob.mx/CAIFS.php>

^[73] <https://www.gob.mx/segob/prensa/comienzo-estrategia-de-repatriacion-mexico-te-abraza-con-9-centros-deatencion?idiom=es-MX>

IV. Housing

In this chapter you will find information about shelters in all border cities that the federal government has set up especially for Mexican returnees. You will also find addresses of civil society shelters and information on how to prevent your abandoned property in Mexico from being taken by outsiders, as well as information on government programs to receive housing assistance.

Temporary accommodations

Mexicali

1. Convention Center (FEX), Rio Nuevo, Mexicali 21150, Baja California
2. Peregrino Shelter, Victoria corner of Presidentes Av., Bellavista Colony.
Tel: 686 516 5274

Tijuana

1. Los Flamingos, Planetario Colony, Tijuana 22034, Baja California
2. Migrant's House, Galileo 239, Postal Colony
3. Madre Asunta, Galileo 2305, Postal Colony
4. Espacio Migrante, Miguel Negrete 8350, Zona Urbana Río Tijuana 22010
5. Templo Embajadores de Jesús, Cañón del Alacrán 4094, Divina Providencia Colony 22000
6. YMCA of Community Development and Social Assistance located in Blvd. Cuauhtémoc Sur 3170 Col. Chula Vista Tijuana, BC, 22410

Acapulco

1. Cáritas Acapulco, Horacio Nelson, Fracc. Costa Azul, Costa Azul, Acapulco de Juárez 39300, Guerrero

Chilpancingo

1. The Minerva Bello Human Rights Center can connect you with temporary housing. Tel: 747 688 6520, mail: direccion@minervabello.org, web: https://www.facebook.com/CDHMinervaBello/?locale=es_LA
2. The Secretariat of Migrants and International Affairs (SEMAI) can link you to temporary government housing; they are located at Blvd. Vicente Guerrero, Zona Col 47, C.P. 39070. Tel: 01 800 890 9444

Ciudad Juárez

1. El Punto Shelter, Chamizal, C.P. 32300
2. Comprehensive Migrant Care Center (CAIM), located at Av. Francisco Villa No. 9, Centro Colony.

Chihuahua

1. Uno de Siete Migrando, Francisco Javier Mina 1415, Santa Rita Colony.
2. Migrant's House Chihuahua, Cheyene 11402, Los Nogales Colony.

Coahuila

1. Bodega Industrial Nueva Rosita, México 57 Km. 123, 26833 Nueva Rosita.
2. Frontera Digna, Reforma 1725, Colony.
3. Amor al Próximo Shelter, Morelos on the corner of Matamoros 300, Centro Colony.

Matamoros

1. Municipal Stadium Pedro Salazar Maldonado, Del Maestro 105-S CECATI, Práxedes Balboa, 87430.
2. San Juan Diego and San Francisco de Asís House, Golfo de México 49, Ampliación Solidaridad Colony.

Reynosa

1. Parking lot of the Cultural Center, Libramiento Oriente, Azteca 88680

Nuevo Laredo

1. Polyforum La Fe, Eva Samano 2828, La Fe 88170

Guanajuato

1. ABBA Shelter, Eufemio Zapata 216, Emiliano Zapata Colony, Celaya 03800

Guadalajara

1. FM4 Paso Libre, Calderón de la Barca 468A, Barrera 44150.
2. El Refugio, Migrant's House, Constitución 300, Cerro del Cuatro 45599

Morelia

1. Sagrado Corazón de Jesús Pro Migrante Shelter, Laguna de Yalahán 97, Lago 1 Colony

Monterrey

1. Nicolás House, Emiliano Zapata 4417, Guadalupe Victoria Colony, Guadalupe.
2. Indi House, Bernardo Reyes 2404 Av., Bella Vista Casa Monarca Colony, Nuevo León between 1st and 2nd Av.

For more information on available shelters in other cities, we recommend that you consult the service maps of the United Nations High Commissioner for Refugees, UNHCR, on the following [web^{\[74\]}](https://help.unhcr.org/mexico/donde-encontrar-ayuda/mapas-de-servicios-2/).

^[74] <https://help.unhcr.org/mexico/donde-encontrar-ayuda/mapas-de-servicios-2/>

How can I seek protection for my abandoned properties in Mexico?

If you are a person with property in Mexico that has been left unattended, it is essential to take steps to protect it and prevent legal problems or invasions. First of all, you should keep up to date with the payment of essential services, such as property taxes, water and electricity services. This not only avoids fines or penalties, but also demonstrates that you continue to take care of your property.

In case you cannot personally manage your property, it is advisable to appoint a trusted representative, such as a relative, friend or lawyer. To do so, it is necessary to grant a power of attorney that allows him/her to supervise the property, carry out legal procedures and act on your behalf when necessary.

When a property remains unoccupied for long periods of time, there is a risk of invasion by third parties. For more information, please visit the following [web^{\[75\]}](#).

If you suspect that someone has invaded your property, you must file a complaint with the Public Prosecutor's Office. For this, you will need to bring documents that prove that you are the owner, such as deeds, proof of possession or receipts.

Finally, it is important for you to know that in Mexico there is a legal figure called Adverse Possession or usucaption, this means that when a person occupies a property continuously, peacefully and publicly for a certain period of time can acquire legal rights over it. To prevent this from happening, it is crucial to act quickly, either by periodically supervising your property, posting legal notices indicating that the property is under your possession or initiating the necessary legal procedures to protect your property rights.

There is also another legal figure called reivindicatory action, this is a legal action that can be made by the person who owns a thing against the individuals who possess it without being the rightful owners. It must be demonstrated that the individuals are occupying it in an undue way and you will have to prove that you are the owner.

This approach not only ensures the protection of your assets, but also strengthens your control over them against possible legal or occupancy risks

^[75]<https://www.gob.mx/tramites/ficha/busqueda-de-antecedentes-registrales-en-el-registro-publico-de-la-propiedad-federal/INDAABIN3984>

What is the process to recover my abandoned properties in Mexico?

If you are a returnee who has left property in Mexico, recovering these assets can be difficult, but there are clear steps you can take to reclaim your rights and protect your assets.

- **Prevention:** It is essential that you make a registration of your property with the Federal Public Registry of Property, consult the following [web^{\[76\]}](#) for more information. Also consider posting visible legal notices indicating that the land or property is legally owned and protected. These signs can deter potential occupants and support your case in the event of future litigation.
- **Documentation:** It is necessary to have the documents that legally prove that you are the owner. These documents may include public deeds, receipts for payment of taxes such as property tax or proof of possession issued by local authorities. These papers not only prove that you are the owner but are the basis for any legal action. If you do not have physical copies of these documents, you could request duplicates or certifications.

For inquiries about the status of your property, you can access the following [web^{\[77\]}](#). In abandoned property cases, the accompaniment of an attorney is essential to navigate the legal process. These specialists will guide you through the proper steps and ensure that you comply with the necessary legal requirements.

- **Complaint:** If you discover that someone has occupied your property without your permission, you can file a complaint with the Public Prosecutor's Office for dispossession. For this, you must present clear evidence that you are the legitimate owner, such as deeds or proof of payment of services. This complaint is a necessary step for the authorities to investigate the case and take measures to restore your rights.

^[76]<https://www.gob.mx/tramites/ficha/solicitud-de-inscripcion-cancelacion-o-rectificacion-de-titulos-y-documentos-en-el-registro-publico-de-la-propiedad-federal/INDAABIN3978>

^[77]<https://www.gob.mx/tramites/ficha/busqueda-de-antecedentes-registrales-en-el-registro-publico-de-la-propiedad-federal/INDAABIN3984>

- **Lawsuit:** Another option is to initiate a revindication lawsuit, this is a legal procedure that allows you to claim the legal possession of your property before a court of law. To initiate this process, it is essential to have the support of a lawyer to represent you and defend your interests. The claim trial can be long and complex, but it is a powerful tool to recover your property rights, especially if the occupation has been long.

In the case of ejido or communal lands, it is necessary to verify before the National Agrarian Registry that your rights over your land are protected. For more information, please visit the following [web^{\[78\]}](#). There is also the Agrarian Attorney's Office that can guide you and defend your agrarian rights free of charge. To consult the directory of the Agrarian Attorney's Office in your state, you can visit the following [web^{\[79\]}](#).

In summary, to recover your abandoned property in Mexico you need to take a combination of legal action, solid documentation and preventative measures. Acting quickly and having the right support can make all the difference in ensuring that your assets are protected.

Programs to receive housing support

One of the main programs is offered by the National Housing Commission (CONAVI), which through the Social Housing Program provides subsidies to improve, rebuild or acquire homes.

To be a beneficiary, you must meet certain requirements, including being of legal age, proof of income, among others, which can be found in section 4.4 of Eligibility Criteria, starting on page 52 in the following [link^{\[80\]}](#).

For questions regarding the programs you can write to atencionciudadana@conavi.gob.mx, call 55 913 89 991 or go directly to the central offices of the National Housing Commission, H. Escuela Naval Militar Coapa Av., Presidentes Ejidales 1ª Sección, Mexico City 04470.

^[78]<https://www.gob.mx/ran/acciones-y-programas/tramites-y-servicios-27379>

^[79]<https://www.gob.mx/pa/documentos/directorio-de-las-representaciones-y-residencias-de-la-procuraduria-agraria>

^[80]https://www.dof.gob.mx/2025/SEDATU/Anexo_del_Acuerdo_del_Programa_de_Vivienda_Social.pdf

In addition, there are housing public institutions in different Mexican states:

- **Mexico City:** Housing Institute (INVI), 660 Canela, Granjas México Colony, Alcaldía Iztacalco 08400. Tel: 55 51410300
- **Chihuahua:** State Housing Commission (COESVI), Guadalupe Victoria 310, Zona Centro 31000. Tel: 614 439 7760
- **Baja California:** The Institute for Real Estate and Housing Development has offices in Tijuana Av., Instituto Politécnico Nacional 1351, Garita de Otay, Tijuana, Tijuana 22509. Tel: 664 977 1400 ext. 1729 or in Mexicali, 8th Street, Guadalupe Victoria, Mexicali 21720. Tel: 658 516 4271 ext. 4302
- **Jalisco:** Jalisciense Housing Institute (IJALVI), López Cotilla 595, Guadalajara, Mexico. Email: toijalvi@red.jalisco.gob.mx
- **Guerrero:** You can contact the Housing and Urban Land Institute of Guerrero (INVISUR) at Tel: 7474941366 or Email: invisur@guerrero.gob.mx, Nacional México - Acapulco Rd. Km. 272.5, 39090
- **Oaxaca:** Vivienda Bienestar has a home improvement program, Puerto Angel Rd., Reyes Mantecón 71257. Email: www.oaxaca.gob.mx/cevi
- **Chiapas:** The Chiapas Housing Department, 11A Poniente Norte 347, between Segunda and Tercera Norte Poniente, El Magueyito Colony, Tuxtla Gutiérrez 29000. Tel: 55 5322 0497 or at 8003684783
- **Sinaloa:** The Instituto de la Vivienda, Juan José Ríos 399 Poniente, Jorge Almada Colony, Culiacán Rosales 80200. Tel: 667 7165747 and 667 7166842
- **Michoacán:** The Housing Institute, Cristóbal Patiño 4371, Fray Antonio de Lisboa, Morelia 58254. Tel: 443 314 8780 and 443 324 5147 or Email: correoficialiaivem@ivem.gob.mx

V. Medical services

In Mexico, every person has the right to health protection. This includes all individuals within the country who do not have social security; they are entitled to receive free public health services, medications, vaccines, treatments for various diseases, and other related supplies when they require care, without any discrimination and regardless of their social status.

Access to healthcare services for displaced persons can vary depending on the state within the Republic and its geographical location, especially in border or urban areas.

Where to receive medical care?

In Mexico, you have the right to receive medical care through different health institutions, depending on your situation:

- If you work in the private sector and have social security, you can access services from the IMSS (Mexican Social Security Institute).
- If you are a government employee, you can receive care at the ISSSTE (Institute for Social Security and Services for State Workers).
- If you are a government employee, you can receive care at the ISSSTE (Institute for Social Security and Services for State Workers).

In states that have not transferred their health system to IMSS-Bienestar, access to medical services for people without social security is provided through public hospitals and health centers managed by state governments

However, if you were enrolled as a beneficiary in the IMSS or ISSSTE, for example, by your parent, spouse, or another insured family member, your medical care will be provided at the institution where you are registered and not at IMSS-Bienestar.

If you were previously enrolled in the IMSS or ISSSTE, you must go to those institutions to verify your status and confirm whether you still have access to social security.

To verify your status with IMSS or ISSSTE, you will need your Social Security Number. If you do not have IMSS or ISSSTE, you can go to the free medical care centers in your state, whether they are affiliated with IMSS-Bienestar or state-run.

How do I register with IMSS-Bienestar

To access the health services affiliated with IMSS-Bienestar, you must register for the program, either online following [web^{\[81\]}](#) or at the registration modules located in health centers or hospitals. To do so, you will need the following documents:

- Official identification, Unique Population Registry Code (CURP), and proof of address,
- a photograph, and contact information, such as email or cell phone number, to receive information about the registration.

What if I don't have all the required documents to register with IMSS-Bienestar?

Access to healthcare cannot be denied due to lack of documents. However, the program requires at least your CURP and official identification to conduct medical tests or provide medication.

Although you can receive emergency medical care without these documents, you will need to complete your registration later to obtain medications and medical follow-up.

Below is a list of the main hospitals you can access, depending on your location:

Baja California

Tijuana

1. General Hospital, Hospital, Centro Cívico Colony.
2. Hospital Materno Infantil, Claridad Av., Plutarco Elías Colony.
3. Refugee Health Alliance (RHA), Resiliency Health Clinic, Miguel Negrete Av., Zona Urbana Rio 8350.
4. Community mental health center, located at Av. Del Canal s/n, Col. Mesa Durango, C.P. 22117

^[81] <https://app-registro.imssbienestar.gob.mx/>

Chiapas

Tuxtla

1. Secretaria de Salud, Unidad Administrativa Edificio "C" Tuxtla Gutiérrez Colony
2. Community mental health center, located at Presa Mazatepec s/n, Las Palmas Extension, Zip code 29040

Tapachula

1. General Hospital, Tapachula-Puerto Madero Highway Km. 10.5, Santa Teresa Colony

Mexico City

1. México General Hospital, Dr. Balmis 148, Doctores Colony
2. Clínica Especializada "Condesa", Benjamín Hill 24, Condesa Colony
3. Clínica Especializada Condesa-Iztapalapa "Dr. Jaime Sepúlveda Amor," Combate de Celaya, Unidad Habitacional Vicente Guerrero Colony
4. CONTACT IMSS Bienestar located at 54 Gustavo E. Campa Street, Guadalupe Inn, Álvaro Obregón, 01020, Mexico City, CDMX.
Call Center: 800 298 11 50

Chihuahua

Ciudad Juárez

1. Women Hospital, Paseo del Triunfo de la Republica Av., Partido Romero Colony.
2. General Hospital, 2404 Paseo del Triunfo de la Republica Av., Margaritas Colony.
3. Primary Health Care Center Todos Somos Mexicanos, Francisco Villa Av., Centro Colony.

Coahuila

Piedras Negras

1. General Hospital Dr. Salvador Chavarría Sanchez, Centenario 901, Ejido Villa de Fuente.
2. Cruz Roja Mexicana, Dr. Rodrigo Andalón del C. Blvd. 108, Nísperos Colony 26020.
3. Community mental health center, located at 2701 Miguel Garza Street, Lázaro Cárdenas Colony, C.P. 26014

Saltillo

1. Nueva Jerusalén Health Center, Nueva Lituania 187, Col. Nueva Jerusalén
2. Madero Health Center, Calzada Francisco I. Madero 1351, Zona Centro
3. Mental Health Center, Martin Enrique and Juan O' Donoju, Virreyes Colony
4. Community mental health center located at Boulevard Fray Landín S/N, Centro Metropolitano neighborhood, Parque las Maravillas, C.P 25020

Nuevo León

Monterrey

1. Regional Maternal and Children Hospital, Aldama 460, San Rafael Colony, Guadalupe.
2. Metropolitan Hospital, Lic. Adolfo López Mateos Av. 4600, Floridos Bosques del Nogalar, San Nicolas de los Garza 66480.
3. Primary Care Center for Addictions and Mental Health, General Lázaro Cárdenas Av. 4050, Mirador de la Silla 3a Etapa Sec. II, Guadalupe 67179.
4. Community mental health center, located at Soldadores y Trailereros s/n, Col. Alianza, Monterrey, C.P. 64100.

Oaxaca

1. Cruz Roja Oaxaca, Armenta y López 700, Centro Colony, Oaxaca de Juárez 68000.
2. Community mental health center located in Pinoteca Nacional Santiago, located at 2a Poniente s/n Esq. 15 Sur, Col. Aviación, C.P. 71600

Tamaulipas

Reynosa

1. Aquiles Serdán Health Center, 20 de noviembre 733, corner of Chihuahua, Aquiles Serdán Colony.
2. Maternal and Children General Hospital, Nacional Reynosa-Monterrey Rd., Km. 203, Campestre Colony.
3. José María Cantú Garza General Hospital, 425 Álvaro Obregón Blvd., Presa de la Laguna Colony.

Michoacan

Morelia

1. Dr. Abraham Flores General Hospital, located at Bosques de Eucalipto # 415, Ejido de Atapaneo, C.P. 58253.
2. Community Mental Health Center, located at Miguel Arreola s/n, Col. Poblado Ocolusen, C.P. 58279.

Zamora

1. Dr. Jorge Vázquez General Hospital located at Prol. 5 de Mayo Norte # 97, Nueva Jericó, C.P. 59630.

Guerrero

Chilpancingo

1. IMSS High Specialty Hospital located in Mexico 95 Km 2.19, C.P. 39016
2. Community mental health center located at Venustiano Carranza Street No. 18, Col. 20 De Noviembre, C.P. 39096

Tabasco

Villahermosa

1. Balacan General Hospital, located on Balacan-Villahermosa Highway, Km 1
2. Mental Health Hospital, located at Av. Ramon Mendoza 242, Jose Maria Pino Suarez, C.P. 86029
3. Cárdenas General Hospital, located at 601 Abraham Bandala Street, C.P. 86500
4. Regional High Specialty Hospital, located at Av. Gregorio Méndez Magaña No. 2838, Col. Tamulte de las Barrancas, Atasta de Serra, C.P. 86150
5. Community mental health center, located at Calle 1 s/n, Col. El Recreo, C.P. 86020

What if I am not eligible or do not have the necessary documentation? Where can I go to receive psychosocial care?

A person with social security—an eligible individual— is someone who pays social security contributions. The best known are the Mexican Social Security Institute (IMSS) and the Institute for Social Security and Services for State Workers (ISSSTE).

Individuals who were previously registered with the IMSS, and up to eight weeks after their last contribution, are entitled to continue their coverage, allowing them to visit any of the IMSS facilities located near the northern border of the country.

If you were deregistered from the IMSS, there is a way to voluntarily continue contributing to the Mexican Social Security Institute. To do so, you will need, among other documents, your CURP. For more information, visit the following [website^{\[82\]}](#).

Similarly, to continue contributing to the ISSSTE, you can make voluntary contributions. For more information, visit the following [website^{\[83\]}](#).

You can request clarification of the number of weeks you have contributed to the IMSS. You can find more information on the following [website^{\[84\]}](#).

^[82] <https://www.imss.gob.mx/tramites/imss02007>

^[83] <https://www.gob.mx/issste/acciones-y-programas/continuacion-voluntaria-en-el-regimen-obligatorio-seguro-de-salud?idiom=es>

^[84] <https://www.imss.gob.mx/tramites/imss02025c>

VI. Employment and/or livelihood

How can I be linked to access employment or livelihood programs?

The first thing to do is to make sure you regularize your situation as a Mexican repatriate at the **Repatriation Office of the National Immigration Institute** ("INM"). In the first chapter you will be able to find the address of the attention centers, locate them and go to them to process your documentation.

In the first chapter, you will be able to find the address of the attention centers, locate them, and go to them to process your documentation.

You may also register on the portal of the **National Employment Service** ("Servicio Nacional de Empleo") ("SNE"). This platform offers job boards, job fairs, and professional training courses. The SNE also has specific programs for returnees and migrants that may facilitate your insertion into the labor market.^[85]

How can I revalidate my studies and certify my skills obtained in the U.S. in Mexico?

If you have U.S. studies or work experience, check how you can revalidate your studies and certify your skills in Mexico through the Dirección General de Profesiones of the Secretaría de Educación Pública ("**SEP**") or directly with the educational institutions that offer equivalency services for studies abroad.

For more information on requirements, costs, and revalidations, please refer to the documentation chapter in the first section of this Guide.

Finally, there are several programs such as the Certification of Labor Competencies in Distance and/or Classroom Modalities to certify your labor competencies in various sectors, which will facilitate your integration into the Mexican labor market. The Latin American Institute of Educational Communication has a Certification and Evaluation Entity^[86] belonging to the National System of Competencies, in charge of CONOCER, of the Mexican government.^[87]

^[85] For more information, see the following link: <https://www.empleo.gob.mx/PortalDigital>

^[86] For further information, please send an email to the following address: certificacion_laboral@ilce.edu.mx

^[87] For more information, please consult the following link: <http://certificacion.ilce.edu.mx>

What social programs could be useful to you?

Government Programs for Mexican Repatriated Persons:

- **Dignified Repatriation Management Program:**

The Program was created to inform repatriated Mexicans about the support available to facilitate their safe and dignified return to Mexico.

- The Program implements a three-stage process for the reintegration of repatriated persons:
 1. First stage, "Exit", is managed by the Ministry of Foreign Affairs, through its consulates in the U.S., where support and legal and administrative advice is provided to Mexicans who wish to return voluntarily due to situations of vulnerability or emergency, including consular guidance 24 (twenty-four) hours a day through the Information and Assistance Center for Mexicans. During this stage, you will be able to plan the transfer of cash to accounts in Mexico.
 2. The second stage, "Reception", is operated through repatriation modules established in five border states: Baja California (Tijuana and Mexicali), Sonora (San Luis Río Colorado and Nogales), Chihuahua (Ciudad Juárez and Ojinaga), Coahuila (Ciudad Acuña and Piedras Negras), and Tamaulipas (Nuevo Laredo, Reynosa, and Matamoros). In these modules, the INM provides basic services, documentation, and coordination of transfers. At this stage, you will be able to plan the opening of accounts in Mexico to ensure the receipt of funds.
 3. In the last stage, "Reintegration", INM coordinates initiatives to promote the social, financial, and economic inclusion of returnees, including medical and psychological assistance, access to employment, revalidation of studies, right to identity, and financial and social services.

- **National Strategy Mexico Embraces You - Documentation and Financial Support:**

The national strategy "Mexico Embraces You"^[88] is a comprehensive initiative of the Government of Mexico designed to support repatriated Mexicans in their reintegration process. This strategy is structured in three main components: consular assistance and protection, reception and support in border states, and reintegration through social services and welfare programs.

^[88] <https://www.gob.mx/presidencia/prensa/no-estan-solos-hay-que-guardar-la-calma-presidencia-presenta-la-estrategia-mexicote-abraza-en-atencion-a-migrantes-mexicanos>

As part of the immediate economic support, returnees receive the Bienestar Paisano Card^[89] with a support of \$2,000.00 (two thousand pesos) to facilitate their transportation to their communities of origin. In addition, they are guaranteed direct access to all Welfare Programs^[90] including pensions for women, senior citizens and people with disabilities.

In the area of documentation and social integration, through this program SEGOB coordinates the issuance of identity documents and CURP. In addition, returnees are incorporated into the Mexican Social Security Institute in order to receive insurance for illness, maternity, occupational risk or disability, and mechanisms are established for their effective integration into the labor market.

- **Border and Economic Development Group:**

The National Commission of the Retirement Savings System ("CONSAR") has implemented a comprehensive program of services to support repatriated Mexicans in the management and recovery of their retirement savings. This program is specifically aimed at those individuals who generated savings in the Retirement Savings System prior to their migration and who now require access to these resources after their return to Mexico.

As part of the "Information for Repatriated and Returning Mexicans" program, developed by the Border and Economic Development Group, CONSAR has established a specialized and free SAR (Retirement Savings System) line. The main purpose of this service is to guide, receive, and respond to requests for information from repatriated Mexicans, allowing them to verify the existence of their retirement savings in Mexico, as well as to obtain information on the location and status of their Afore account.

CONSAR has developed a wide range of informative resources, including 13 specialized infographics that address crucial topics such as how to create an electronic file, account location, registration with an Afore, voluntary savings options, and beneficiary designation. These materials are available both on CONSAR's official [website^{\[91\]}](https://www.gob.mx/consar/es/articulos/informacion-para-mexicanos-en-retorno?idiom=es) and through the Consular Network, through the Institute for Mexicans Abroad.

^[89] https://www.gob.mx/cms/uploads/attachment/file/971337/28enero25_M_xico_te_abraza.pdf

^[90] <https://programasparaelbienestar.gob.mx/programas-bienestar/>

^[91] www.gob.mx/consar/es/articulos/informacion-para-mexicanos-en-retorno?idiom=es

- **Youth Building the Future:** ^[92]

If you are Mexican and come from the United States or Canada, this program can help you reintegrate socially and productively. By enrolling, you can obtain a monthly scholarship for up to 12 months through the *Programa Jóvenes Construyendo el Futuro*, where you will be trained in economic units and strengthen your work habits and technical skills learned abroad to increase your employability.

The first step to participate in this joint initiative is to approach the staff of the INM repatriation modules to register your CURP^[93] and contact information. In this link you can consult the repatriation modules on the [website](#)^[94].

- **Tools for entrepreneurship in Mexico:**

It is focused on Mexican returnees. Enter the virtual platforms of the Ministry of Economy^[95] that offer free training, networking resources and financing options.

If you want to learn more about entrepreneurship in Mexico, you can consult the following infographic by [clicking here](#)^[96].

And if you want to see the range of courses and training available, you can visit the portal by [clicking here](#)^[97].

^[92] For more information, see the following link: <https://jovenesconstruyendoelfuturo.stps.gob.mx/>
<https://www.gob.mx/stps/acciones-y-programas/construye-aqui-tu-futuro>

^[93] For more information on how to obtain your CURP, see the following link:
<https://www.gob.mx/curp/>

^[94] <https://www.gob.mx/inm/acciones-y-programas/programa-de-repatriacion-12469>

^[95] For more information, please visit the following link:
https://sinca.gob.mx/cursos/virtuales_mipymesmx

^[96] <https://portales.segob.gob.mx/work/models/PoliticaMigratoria/Documentos/bienvenidos/INFOGRAFIACOMOEMPREDERENMEXICO2022.pdf>

^[97] <https://mipymes.economia.gob.mx/>

- **Where can I find job openings in Mexico?**

The National Employment Service or SNE provides free and personalized service to job seekers and employers who need qualified personnel to fill their vacancies. SNE has 160 offices throughout the country.

In the digital job portal you will be able to search for more information on available jobs according to your skills and experience, as well as by entity. You can access the portal at the following [web page^{\[98\]}](#).

If you are looking for information by state, you can go to the following offices of the National Employment Service or Secretaries of Labor:

Baja California

1. MEXICALI: Calafia 1100, 1st Floor, corner with Av. de los Pioneros, Centro Colony Cívico 21000.
2. TIJUANA: Federico Benítez Blvd. 14785, Local 36, Gas y Anexas Colony 22115.

Chihuahua

1. CIUDAD JUÁREZ: Eje Vial Juan Gabriel Av., Ground Floor, Edificio Administrativo del Gobierno del Estado, San Antonio Colony 32250.
2. CHIHUAHUA: Allende 901, 1st Floor, Palacio de Justicia Laboral, between Venustiano Carranza and Vicente Guerrero, Zona Centro 31000.

Coahuila

1. PIEDRAS NEGRAS: 16 de septiembre 512 Av., Fracc. San José 26014.
2. ACUÑA: Lerdo Sur 800 corner with Ramos Arizpe, Zona Centro Colony 26200.

Sonora

1. HERMOSILLO: Government Center, Ignacio Comonfort, Local No. 8, between Cultura Av. and Paseo Río Sonora, Villa de Series Colony 83280.
2. NOGALES: Plutarco Elías 898, Municipal Colony 84035.

^[98] <https://www.empleo.gob.mx/PortalDigital>

Tamaulipas

1. NUEVO LAREDO: Héroes de Nacataz corner with Reynosa, Anexo al Centro Cívico, Zona Centro 88000.
2. REYNOSA: Hidalgo Blvd. 310 corner with Rayón, in front of Benito Juárez Square, Bellavista Colony 88600.
3. MATAMOROS: Lauro Villar Av. 1101, corner with Francisco Villa, Rio Local Square 6, Las Palmas Colony 87420.

Chiapas

1. TUXTLA: Central, corner 2a. sur Poniente, Centro Colony 29000.
Email: <http://www.trabajo.chiapas.gob.mx>

Michoacán

1. MORELIA: Lázaro Cárdenas Av. 866, Ventura Puente 58020.
Tel: 800 841 2020

Guerrero

1. Secretariat of Labor and Social Security, located at Dr. Galo Soberón y Parra #1, Colonia Centro 39000, Chilpancingo de los Bravos.
2. The Secretary of Migrants and International Affairs can direct you to the Guerrero Te Soporte Program for access to vacancies. It is located at Blvd. Vicente Guerrero, Colonia 47, C.P. 39070, Chilpancingo. Tel: 800 890 9444 and 747 471 2980.

VII. Bank accounts and remittances

Banking and Financial Services for Repatriated Mexican Persons

The purpose of this chapter is to inform Mexican repatriated persons about the different options for integrating into the Mexican financial system, including specialized procedures and services provided by banking institutions (hereinafter "banks") and governmental institutions. Repatriated persons are considered "Mexican emigrants" who return to the country.^[99] The Ministry of the Interior (hereinafter "SEGOB")^[100] has the authority to coordinate reintegration services and procedures, working together with banks and other agencies to facilitate access to banking services and other necessary support in the region of Mexico where they intend to reside.

What type of bank accounts can I open as a Mexican national or as a repatriated person?

The opening of bank accounts in Mexico is regulated by Article 115 of the Law of Credit Institutions and its General Provisions (the "Provisions").

Banks offer three levels of checking accounts in local currency.^[101] These are considered low risk, so the opening procedures are generally simple. When discussing account levels, refer to this chapter to determine which one best suits you.

^[99] Article 81 of the General Population Law.

^[100] Article 83 of the General Population Law.

^[101] Investment Units as of January 31, 2025 (8.372741 Mexican pesos)

https://www.dof.gob.mx/nota_detalle.php?codigo=5747766&fecha=24/01/2025#gsc.tab=0

1. The Level 1 Account ^[102] up to \$6,279.55 (six thousand two hundred and seventy-nine pesos 55/100), with a maximum balance per customer of \$8,372.74 (eight thousand three hundred and seventy-two pesos 74/100), requiring **only the full name without abbreviations and date of birth**.

2. The Level 2 Account ^[104] increases the monthly deposit limit to \$25,118.22 (twenty-five thousand one hundred and eighteen pesos 22/100) and requires, in addition to the name and date of birth, the holder's address, and an identification document, which can be an **official ID** or a temporary CURP certificate for repatriated persons issued by RENAPO, which we describe below. If you have a Level 2 Account, the bank allows you to receive additional deposits in two cases: if you receive support from government programs, you can receive up to \$50,236.44 (fifty thousand two hundred thirty-six pesos 44/100) more per month,^[105] and if you have a payroll or personal loan with the same bank, you can receive up to \$125,591.11 (one hundred twenty-five thousand five hundred ninety-one pesos 11/100) more per month.^[106]

3. The Level 3 Account allows monthly transactions up to \$83,727.41 (eighty-three thousand seven hundred and twenty-seven pesos 41/100), **but requires compliance with all the general identification requirements**. That is, for Level 3 Accounts, you must have at least a temporary CURP as well as one of the official identification documents described below.

^[102] Provision 14 Bis, section I, of the Provisions

^[103] The Provisions define Transactions as asset, liability, service and similar and related transactions, as well as those with Virtual Assets authorized by Banco de México, with the exception of discounts made by development banking institutions.

^[104] Provision 14 Ter of the Provisions.

^[105] Provision 14 Bis, section II, third paragraph, of the Provisions.

^[106] Provision 14 Bis, section II, fourth paragraph, of the Provisions.

^[107] Provision 14 Bis, section II, of the Provisions.

The same levels, limits and requirements that we explained for bank accounts also apply when you want to open investment accounts or apply for credit or microcredit. If you apply for credit or microcredit, these limits refer to the amount you can borrow, and this only applies if you are an individual, not an organization.^[108]

If you want to open an account to receive your salary, in addition to your personal information, you need to show a pay stub, a copy of your employment contract, or a letter from your employer confirming that you work there. If you open the account online, you can send a photo or digital image of any of these documents.^[109]

Notably, if you are between 15 and 18 years old,^[110] you will be able to open accounts that will be classified as Level 2 accounts. For these accounts you need to provide your personal information as mentioned for the Level 2 account (full name, date of birth and address), and you must also provide your gender and the state where you were born. The bank will also ask you for the full name of a parent or guardian and at least one of the following contact details—their address, telephone number or email address—to notify them that you opened the account.

With what documents can I open bank accounts in Mexico as a Mexican national or a repatriated person?

To open bank accounts it is necessary to provide **personal identification** information that must be corroborated by **an official ID**. In addition, you will need to provide **proof of address** and attend, in person or remotely, **an interview with the bank**. Below, we elaborate on the foregoing three requirements.

According to the Provisions, banks must keep a **personal identification** file for each of their customers, including:^[111] full name without abbreviations, gender, date and state of birth (if applicable), country of birth and nationality, occupation, complete home address (domestic or foreign), telephone or email contact information, CURP (if you have one) and a tax identification number (RFC) or foreign equivalent (if you have one).

^[108] Provision 14 Bis, section II, of the Provisions.

^[109] Provision 14 Bis 2, paragraph b) of the Provisions.

^[110] Article 59, third paragraph of the Law of Credit Institutions and Provision 14 Bis 12 of the Provisions.

^[111] Disposición 4, inciso I, sub-inciso a) y b), de las Disposiciones

Regarding documentation, you must present a valid **official ID** with photograph and signature, **proof of address** no older than three months, and proof of CURP and Advanced Electronic Signature (if you have one). In the following paragraphs you will find more information about official identification and proof of address accepted by banks.

Banks require **an initial interview** with the client,^[112] which can be done in person or remotely, depending on the type of account and method of contracting. For accounts opened remotely, additional requirements are established, including the geolocation of the device (with prior consent), voter identification number (INE, if available), email or cell phone number, account number and CLABE in case of having previous accounts, a statement as to whether the customer is acting on his own behalf or on behalf of third parties, and the digital version of a **valid official ID** from which the above data is taken.

For the opening of accounts, banks accept as **official identification:**^[113]

- I. the *voter credential*^[114],^[115]
- II. the *passport*^[116],
- III. the *professional license*^[117],
- IV. the *national military service card*^[118],
- V. the certificate of *consular registration*^[119],
- VI. the unique military identity card,
- VII. the membership card to the *National Institute for the Elderly*^[120],
- VIII. (viii) credentials and cards issued by the *IMexican Social Security Institute*^[121], by the *Institute of Security and Social Services for State Workers*^[122], by the *Institute of Social Security for the Mexican Armed Forces*^[123] or by Seguro Popular,

^[112] Disposición 7 de las Disposiciones

^[113] Disposición 4 de las Disposiciones

^[114] <https://www.votoextranjero.mx/web/vmre/inicio>

^[115] <https://ine.mx/credencial/documentos-necesarios/>

^[116] <https://www.gob.mx/sre/acciones-y-programas/pasaporte-mexicano>

^[117] <https://www.gob.mx/cedulaprofesional>

^[118] <https://migrantes.cndh.org.mx/MEX/derechos/doc/Tramita-Cartilla-SNM.pdf>

^[119] <https://consulmex.sre.gob.mx/nuevayork/index.php/espanol/servicios-consulares/matricula-consular>

^[120] <https://www.gob.mx/inapam>

^[121] <https://registro.imssbienestar.gob.mx/>

^[122] <https://www.gob.mx/issste>

^[123] <https://www.gob.mx/issfam/articulos/servicios-digitales-issfam?idiom=es>

- IX. driver's license
- X. credentials issued by federal, state, and municipal authorities
- XI. the passport or passport card, or documentation issued by the National Immigration Institute, and**
- XII. any other national identification document that, in each case, is approved by the CNBV.^[124] Hereafter, when we mention "official identification" you may refer back to this paragraph to verify if yours is mentioned. If you do not have an official identification available, you can find more information in the first chapter on documentation.

For the opening of accounts, banks accept as **proof of address** ^[125]

- I. electric bills,
- II. telephone bills,
- III. natural gas bills,
- IV. property tax statements,
- V. water bills, or
- VI. bank statements (each of (I) – (VI) issued in the last three months),
- VII. a current lease agreement,
- VIII. proof of registration with the Federal Taxpayers Registry, and
- IX. any other document that the CNBV may, in each case, approve. Going forward, when we mention a "**proof of address**" you may refer back to this paragraph to verify if yours is mentioned.

If you do not have a **proof of address** available, you can apply for your voter credential that includes your address, which will serve as proof of address.^[126]

^[124] CNBV: Mexico's National Banking and Securities Commission, a regulatory agency under the Secretariat of Finance and Public Credit (SHCP), responsible for overseeing the financial system and approving valid identification documents, often issued by the Secretariat of the Interior (SEGOB), for banking transactions.

^[125] Provision 4 of the Provisions.

^[126] <https://ine.mx/credencial/documentos-necesarios/>

What happens if the bank denies me access to a bank account?

The National Commission for the Protection and Defense of Financial Service Users (CONDUSEF) is a public agency that protects the rights of financial service users.

Functions of CONDUSEF

- Promote, advise and defend the rights of financial service users
- Ensure fairness in the relationship between users and financial institutions
- Provide legal certainty in financial transactions
- Publish participation requirements for accessing financial services

How to file a complaint

- You can file a complaint regarding any product or service contracted with a financial institution.
- You can file a complaint through *CONDUSEF's Electronic Complaint Portal* ^[127]

Customer service

- You can visit any of the 35 service offices across Mexico or the 3 metropolitan offices in Mexico City.
- All CONDUSEF services are free of charge.

CONDUSEF website

- You can find more information on the CONDUSEF website:
<https://www.condusef.gob.mx/>

With what documents can I access financial services in Mexico as a repatriated person?

In order to facilitate access to financial services and obtaining proper documentation for repatriated persons, in addition to the documents that are applicable to any Mexican citizen described in the previous question, there are specific documents designed for this sector. Below, we explain the two main documents that will allow you to carry out basic financial transactions.

^[127] <https://tramites.condusef.gob.mx/QuejaElectronica/>

1. Proof of Repatriation:

This document (the repatriation certificate or Constancia) is described in the first section of the guide and will serve as your identity document.

2. Temporary CURP with photograph:

The National Registry of Population and Identity (sometimes also called "RENAPO"), in collaboration with the INM, will issue the temporary Unique Population Registry Code (known as the "CURP") with photograph for those Mexican repatriated persons who, at the time of entering Mexico, cannot locate their birth registration and do not have a CURP. This population registration code will be valid for 1 (one) year and may be acquired at the 11 (eleven) repatriation points^[128] and 6 (six) airports in the interior of the country,^[129] as well as at the INM's representative offices. This temporary CURP will be essential as a means of identification to facilitate the procedures and services in Mexico in which the CURP or a document with a photograph is required, as well as to process **official identifications** required by banks.^[130]

¿Cómo enviar y recibir remesas siendo una persona repatriada?

Remittances are money transfers made by individuals from abroad to their families or beneficiaries in Mexico. These transactions are mainly carried out through Money Transmitters (see below for some examples). The operation of remittances is regulated by specific laws^[131] and the CNBV (the National Banking and Securities Commission) supervises these operations through the Registry of Exchange Centers and Money Transmitters, which is public.^[132]

^[128] <https://www.gob.mx/inm/acciones-y-programas/programa-de-repatriacion-12469>

^[129] Located in: Mexico City, Jalisco, Michoacán, Puebla, Querétaro and Tabasco.

^[130] https://www.gob.mx/cms/uploads/attachment/file/674982/RENAPO_CURP_Temporal_para_personas_mexicanas_Repatriadas_PREGUNTAS_FRECUENTES.pdf

^[131] General Law of Credit Organizations and Auxiliary Activities, particularly articles 81-A, 81-A Bis, 81-B and 95-Bis, as well as specific provisions on the prevention of transactions with resources of illicit origin.

^[132] <https://www.cnbv.gob.mx/PrevencionDeLavadoDeDinero/Registro-de-Centros-Cambiarior-y-Transmisores-de-Dinero/Paginas/default.aspx>

To send and receive money from abroad, there are several regulated options, such as Telecomm Telegrafos' Giro Paisano service, which operates in more than 1,700 branches and collaborates with more than 40 international remittance transfer institutions, including Western Union, Dolex, Intermex, MoneyGram, Remitly and Wells Fargo (these are examples of Money Transmitters). Specifically, for Telecomm Telegrafos' Giro Paisano service, when a person does not yet have additional identity documents, the Constancia de Repatriación can be used to collect remittances on a one-time basis.

To perform a cash withdrawal transaction, it is recommended to verify the location of the participating institutions near you, compare costs and commissions, review the current exchange rate conditions, and calculate the final amount that the beneficiary will receive considering all applicable charges.

How can I recover the money I left in the United States?

Repatriated persons holding funds in bank accounts in the United States of America have legally protected rights to their assets. If the money was obtained legally, the U.S. government cannot confiscate it and banks are obligated to keep these funds safe in the absence of a court order.^[133]

To access these financial resources, there are three main options:

- I. contact the banking institution directly to explain the particular situation,
- II. arrange an international wire transfer to a new account opened in your name in Mexico, or
- III. appoint an authorized representative who can manage the account in the U.S. on your behalf.

In cases of voluntary departure, U.S. law provides for a period of up to 120 (one hundred and twenty) days to make the necessary arrangements for the transfer or withdrawal of funds, allowing for orderly management of financial resources.^[134]

^[133]<https://www.lawinfo.com/resources/immigration/how-to-withdraw-money-from-your-bank-account-if-you-are-deported.html>

^[134]<https://www.machadolaw1.com/blog/2021/june/-que-sucede-con-mi-cuenta-bancaria-si-me-deporta/>

What financial programs and services are available to support repatriated Mexican nationals?

Mexico has a variety of financial tools specifically designed to support repatriated persons. Some of the main financial products and government programs available are discussed below.

Financial Products for Mexican Repatriated Persons

Debicuenta Migrante

One tool available to repatriated persons is the Debicuenta Migrante,^[135] which is a service offered by the Banco del Bienestar,^[136] designed for Mexican nationals repatriated from the US.

The Debicuenta Migrante is a bank account denominated in Mexican pesos, which can only be opened at the Banco del Bienestar modules located within INM facilities. The procedure to open a Debicuenta Migrante is free of charge and can be done at the Banco del Bienestar modules installed in the INM offices located in the border area and in Mexico City, with an **official identification** or the documentation issued by the INM (i.e., the Constancia).

FINABIEN Card

The Government of Mexico, through FINABIEN, created a tool for repatriated Mexicans called the FINABIEN Card,^[137] with which users can make deposits, shop at physical stores and conduct online transactions anywhere in the world. The FINABIEN Card is a strategic plan of the Mexican Government to guarantee financial inclusion and reduce the cost of sending remittances by enabling users to receive money from the U.S. instantly and securely, collect remittances, and send and receive interbank transfers.

^[135] <https://www.gob.mx/tramites/ficha/apertura-de-una-debicuenta-migrante/BANSEFI5244>

^[136] <http://www.gob.mx/bancodelbienestar/acciones-y-programas/debicuenta-migrante>

^[137] <https://tarjetafinabien.com/>

To apply for the FINABIEN Card from Mexico it is necessary to have an original **official ID**, email and CURP. To apply for the FINABIEN Card from the U.S. it is necessary to have the:

- I. consular registration,
- II. Mexican or U.S. passport,
- III. an original INE, or
- IV. a Mexican or U.S. driver's license.

Currently, the FINABIEN Card can be obtained in person at 1,700 (one thousand seven hundred) FINABIEN branches,^[138] and it can be requested through its official website. It is important to note that the FINABIEN Card does not charge a commission for cash deposits and there is no transaction limit, per day and/or per account. Additionally, the FINABIEN Card is a means of national and international payment in any establishment where VISA cards are accepted.

Border and Economic Development Group:

The National Commission of the Retirement Savings System (the "CONSAR") has implemented a comprehensive program of services to support repatriated Mexicans in the management and recovery of their retirement savings. This program is specifically aimed at those individuals who generated savings in the Retirement Savings System prior to their migration and who now require access to these funds after their return to Mexico.

As part of the "Information for Repatriated and Returning Mexicans" program, developed by the Border and Economic Development Group, CONSAR has established a specialized and free SAR (Retirement Savings System) line. The main purpose of this service is to guide, receive and address inquiries from repatriated Mexicans to verify if they have retirement savings in Mexico, as well as to have information on the location and status of their Afore account.

CONSAR has developed a wide range of informative resources, including 13 specialized infographics that address crucial topics such as how to create an electronic file, account location, registering with an Afore, voluntary savings options and beneficiary designation. These materials are available on CONSAR's official website, which you can consult by [clicking here](#)^[139].

^[138] <https://finabien.gob.mx/gobmx/sgst/>

^[139] <https://www.gob.mx/consar/es/articulos/informacion-para-mexicanos-en-retorno?idiom=es>

VIII. Gender-based violence

Gender-based violence can be defined as any harmful action against a person because of their gender. It includes acts that cause physical, sexual or mental harm or suffering. Gender-based violence has significant and long-lasting impacts on the health, psychosocial and economic well-being of women and girls, and that of their families and communities.^[140]

Types of violence

Gender-Based Violence Classification Tool (GBV IMS)

Name	Definition
Rape	Non-consensual oral, anal, vaginal penetration of the victim by body parts or objects using force.
Sexual Assault	Any form of non-consensual sexual contact -up to but not including penetration. Examples include attempted rape, unwanted kissing, fondling or touching of genital organs and buttocks. Female genital mutilation/cutting is an act of violence affecting the sexual organs and, as such, should be classified as sexual assault. <i>Sexual assault does not include rape.</i>
Physical Aggression	Acts of physical violence that are not sexual in nature. Examples include: hitting, slapping, choking, cutting, shoving, burning, shooting or using weapons, assault with acid or any act that results in pain, discomfort or injury. <i>Physical Aggression does not include female genital mutilation.</i>

^[140] IASC (Inter-agency Standing Committee), 2019. IASC Inter-agency Minimum Standards for Gender-Based Violence in Emergencies programming.

<p>Forced Marriage</p>	<p>Marriage in which one or more of the parties is married without their consent or against their will.</p>
<p>Denial of Resources, Opportunities or Services</p>	<p>Denial of rightful access to economic resources and assets or to livelihood opportunities, education, health or other social services. Examples include preventing widows from inheritance, forcibly taking earnings from an intimate partner or family member, preventing women from using contraceptives, preventing girls from attending school. Reports of widespread poverty should not be recorded.</p>
<p>Psychological or Emotional abuse</p>	<p>Inflicting mental or emotional pain or injury. Examples include threats of physical or sexual violence, intimidation, humiliation, forced isolation, stalking, harassment, unwanted attention, comments, gestures or written words of a sexual or threatening nature, destruction of objects of sentimental value, etc.</p>

To make it easier to identify the different manifestations of violence, the UN Refugee Agency created a violence meter, similar to the one depicted below:

VIOLENTÓMETRO

La violencia puede empezar poco a poco y luego aumentar y causarte grave daño o ponerte peligro. Si no estás segura o seguro de que vives violencia, aquí te ayudamos a aclararlo: **MIENTRAS MÁS OSCURO SEA EL COLOR, MÁS URGENTE ES QUE PIDAS AYUDA U ORIENTACIÓN. NO ESTÁS SOLA, NI SOLO.**



**GRIMAS
INDEFINIDAS:**
"Tu cuida las cosas, a ver si eso puedes hacer bien"



**ATENCIÓN
LA SITUACIÓN
NO ES
NORMAL**



ACOSO:
"Si no sales conmigo, publico las fotos que me mandaste"



**MENTIRAS O ENGAÑAR
CHANTAJES:**
"No te dije que no llegaría a la casa para que no te preocuparas"



CELAR:
"Confío en ti, pero no en los demás"
"No me gusta que te vistas así, ponte lo que yo digo"



CULPABILIZAR:
"Tu tienes la culpa de que me enoje" / "Tu provocas que te haga eso"



MINORAR:
"Siempre exageras todo"

CONTROLAR:
"No te muevas de aquí hasta que yo regrese."
"Si no haces lo que yo digo te quito a mis hijos"



INMEDIATIZAR:
"Eres muy idiota, debíste haberme hecho caso"



**DESPIERTA
ES MOMENTO
DE ACTUAR**



INARROGARSE:
"SIN QUE TU HABLES."



ARROGANCIA "JURAMENTO":
"Así soy yo de brusco/a" "Tienes la piel delicada, ni se hace tan fuerte"



PERSEGUIR/EMPUJAR:
"Quítate estúpido"
"Cada vez me sirves menos"



DESTRUIR OBJETOS PERSONALES:
"No tengo la culpa de que no cuides tus cosas"



QUILPEAR:



**AMENAZAR CON
OBJETOS O ARMAS:**



ENFERMAR/ASLAR:
"¿Con que dinero vas a salir? Yo no te voy a dar." / "Si sales te rompo tus documentos"



**ROBARTE
A CONSUMIR DROGAS:**

**VILAR:
NO ES NO**

ATENCIÓN TU VIDA



ESTÁ EN PELIGRO

*This poster could not be translated.

See a similar poster in English here:

<https://oivf.seinesaintdenis.fr/en/ressources/the-violence-meter-a-tool-to-measure-violence-in-a-relationship/>

Practical tips to address gender-based violence

Security Plan

When a victim of gender-based violence decides to take action against the type of violence she is suffering, several safety measures can be taken to mitigate the risks she may face:

- Build a safety net by **letting friends or family know** that you plan to separate from your aggressor(s) (whether it be a partner, family member(s), friend(s), etc.).
- Keep handy the phone number of those who can help you.
- Pack a bag or suitcase with clothing, food, documents and necessary identification as well as money.
- Separate yourself from the aggressor(s) in a **public space** and, when necessary, have someone nearby and ready to take you back to your home or your new destination where you can be away from your aggressor(s).
- Locate an area where you can safely make calls. Keep your cell phone with you at all times, charged and with data. Locate free wi-fi areas and charging stations in those areas where you usually go.
- Create safety code words to alert your sons and daughters to the danger so they can stay away from dangerous situations or if they are old enough, call or seek help.
- In cases of stalking, locate a safe place where you could go in case of emergency (police station, church, public area, a family member or friend's home unknown to the stalker).
- Living, working or spending time in remote areas where neighbors or bystanders cannot see or hear what is happening may increase the level of danger. When possible, try not to be in secluded areas and travel in a group. If you can, ask someone to keep an eye out for your safety.

Possible actions to be taken

If you experience any of the situations described above or you, , are considered a victim of gender violence (due to some other situation not covered in this guide) you can take legal action. The measures enumerated below are just some of the legal actions that can be taken in this context. Please seek guidance from organizations that provide free legal advice services to identify those actions that may be the best fit for your case. The section *Support Lines* includes contact information of some of those organizations.

Physical Health

Countess Clinic

- Unidad Condesa. Tel: (55) 5515 8311. Mail: ginecología.tm@gmail.com. Benjamín Hill 24, Condesa Colony, Alcaldía Cuauhtémoc 06140.
- Unidad Iztapalapa. Tel: (55) 5038 1700 Ext: 7902 and 7904. Combate de Celaya Av., between Campaña de Ébano and Francisco Rivera, Vicente Guerrero Colony, Alcaldía Iztapalapa 09730.

Primary Care Centers

- Locate the nearest unit at:
<https://www.salud.cdmx.gob.mx/unidades-medicas/centros-de-salud>

Counseling In Abortion Care Centers (ILE)

- Las Vanders. Organización de la Sociedad Civil que brinda acompañamiento para ILE. Tel. (55) 3880 4362. Correo: coord.acompanamientolasvanders@gmail.com y acompanamiento.lasvanders@gmail.com

Mental Health

Institute for Migrant Women, AC (IMUMI)

- Civil organization that provides migrant and refugee women with psycho-emotional accompaniment and legal advice. Tel: (55) 2562 5516. Email: juridico@imumi.org and pamelam@imumi.org

SMR Mambré House

- Migrant and refugee shelter that provides comprehensive psychosocial care. Tel: (55) 1003 6244. Email: trabajosocial@smr.org.mx

Las Vanders

- Civil organization that provides psycho-emotional counseling in the face of violence or legal interruption of pregnancy, construction of plans or routes of support and care for life. Tel. (55) 3880 4362. Email: coord.acompanamientolasvanders@gmail.com and acompanamiento.lasvanders@gmail.com.

Women's Justice Centers

- They are open 365 days a year, 24 hours a day.

Sexual Diversity Attention Unit (UNADIS)

- It provides psycho-emotional support to overcome violence, strengthen self-esteem and improve quality of life. Tel: (55) 4619-5316 and (55) 49806103. Ermita 3, Narvarte Poniente Colony, Alcaldía Benito Juárez 03020 (near Obrero Mundial subway station).

Protection Orders

A protection order is a tool that prevents new aggressions from occurring. prevents perpetrators from engaging in specific behaviors, such as contacting or approaching the victim, and that safeguards victims from various forms of harm. Protection orders may be requested anywhere in the country.

There are two types of protection orders, administrative, which are granted by the Public Prosecutor's Office or administrative authorities, and jurisdictional, which are granted by judges.

Protection orders may be requested to a prosecutor or judge (civil or criminal) and do not require the filing of a prior complaint.

Some examples of protection orders include ordering that the abuser: not enter the home (barring order), not come within a certain distance of the home, stay away from other specified places that the victim often visits, such as the workplace or school, not contact the victim, including by telecommunications (e.g., via a telephone, text message or the internet).

The authority in charge of receiving the complaint and carrying out the investigation is the Prosecutor's Office. You can go to the nearest Prosecutor's Office. You can file a written or oral complaint.

What do I need to report?

You will need to provide an official form of identification, your contact information, a description of the facts that led you to file the complaint (where it happened, how it happened, when it happened), and personal information about the aggressor. Once the complaint is filed, you can request protection measures. The difference between protection measures and protection orders is that to request a protection order a prior complaint is not required.

Some examples of protection measures are immediate removal from the home, prohibition of approaching or communicating, immediate delivery of personal items, police protection, transfer of the victim to a shelter, among others.

After receiving the complaint, a criminal procedure begins, which is divided into three phases: investigation, intermediate and trial.

It is a free process; you are entitled to receive free medical and psychological care and the support of a legal advisor at all times of the criminal process.

What can I report?

You can report any act that causes you psychological, physical, patrimonial, economic and/or sexual harm or suffering, whether or not it is committed by a person who is a relative or partner, whether or not he/she is married or cohabitating.

The Prosecutor's Office is in charge of classifying these facts, in the event that there is indeed a relationship between the victim and the perpetrator, then it could be qualified as family violence, in its psychological, economic, sexual, physical, or patrimonial nature. In addition, if the crime of domestic violence is committed in conjunction with another crime, the Prosecutor's Office must investigate both crimes.

Where to report?

In most of the states there are Justice Centers for Women or Prosecutor's Offices specialized in gender-related crimes; there you can file a complaint directly, or you can always file a complaint with the *Fiscalías Generales*, all states in the country have *Fiscalías Generales* and different regional centers, that is, in each state you can go to file a complaint in the regional center that is closest to you; However, it may be better to go, if possible, to the spaces that deal directly with women, girls and adolescents, or to those that specialize in gender-based crimes, since they usually have better prepared to deal with this type of complaint.

The following list will only include places specialized in hearing and attending to complaints related to gender violence; however, as mentioned in the previous paragraph, it is also possible to go to the *Fiscalías Generales*.

MEXICO CITY

Family violence

Digital whistleblowing

If you wish to report domestic violence or child abduction, you can do it online.^[41]

Specialized Agency for the Care of Elderly Victims of Domestic Violence

Central

General Gabriel Hernández 56, Doctores, Cuauhtémoc, 06720 Mexico City Tel: 53455111 ext. 5111

Monday to Friday, from 09:00 to 17:00 hrs.

East Zone

Del Rosal Av., Magdalena Atlazolpa, Iztapalapa, 09410 Mexico City. Tel: 52009624 ext. 14616

Monday to Friday, from 09:00 to 17:00 hrs.

^[41] <https://denunciadigital.cdmx.gob.mx/>

Central Prosecutor's Office for the Investigation of Children and Adolescents

Agency A

General Gabriel Hernández 56, Doctores, Cuauhtémoc, 06720 Mexico City.

Tel: 53468866 ext. 8866

Monday to Friday, from 09:00 to 17:00 hrs.

Agency B

General Gabriel Hernández 56, Doctores, Cuauhtémoc, 06720 Mexico City.

Tel: 53468325 ext. 8325

Monday to Friday, from 09:00 to 17:00 hrs.

Agency D

General Gabriel Hernández 56, Doctores, Cuauhtémoc, 06720 Mexico City.

Tel: 53468676 ext. 8676

Monday to Friday, from 09:00 to 17:00 hrs.

Agency 59

Doctor Liceaga 93, Doctores, Cuauhtémoc, 06720 Mexico City.

Tel: 52426121 ext. 6121

Monday to Sunday, 24 hrs.

Sexual violence

Central Prosecutor's Office for the Investigation of Sexual Crimes Central

Gral. Gabriel Hernández 56, first floor, Doctores, Cuauhtémoc, 06720 Mexico City.

Tel: 53455136 | 53468116

Monday to Sunday, 24 hrs

Specialized Prosecutor's Office for Sexual Crimes 1

Amberes 54, Juárez, Cuauhtémoc 06600, Mexico City.

Tel: 52075648

Monday to Sunday, 24 hrs.

Specialized Prosecutor's Office for Sexual Crimes 2

Toluca Av., corner of México Av., Progreso Tizapán, Álvaro Obregón, 01080 Mexico City.

Tel: 52009563 | 52009568

Monday to Sunday, 24 hrs.

Specialized Prosecutor's Office for Sexual Crimes 3

Francisco del Paso and Troncoso, corner of Fray Servando Teresa de Mier, Jardín Balbuena, Venustiano Carranza, 15900 Mexico City.

Tel: 53455830 | 53455832

Monday to Sunday, 24 hrs.

Specialized Prosecutor's Office for Sexual Crimes 4

Cerrada Sur de los Cien Metros, corner of Eje Central, Nueva Vallejo, Gustavo A. Madero, 07050 Mexico City.

Tel: 53468043 ext. 8043 and 8042

Monday to Sunday, 24 hrs.

Specialized Prosecutor's Office for Sexual Crimes 5

Telecomunicaciones Av., corner with Tres, Tepalcates, Iztapalapa, 09210 Mexico City.

Tel: 53455656 | 53455658 | 53455657

Monday to Sunday, 24 hrs.

Specialized Prosecutor's Office for Sexual Crimes 6

General Gabriel Hernández 56, Doctores, Cuauhtémoc, 06720 Mexico City.

Tel: 53468116 ext.: 8116 and 5136

Monday to Sunday, 24 hrs.

Women's Justice Centers^[142]

Azcapotzalco Unit

Tel: (55) 5346 8394. San Pablo Xalpa Av. 396, San Martin Colony, Xochinahuac, Alcaldía Azcapotzalco 02125.

Iztapalapa Unit

Tel: (55) 5345 5749. 20 de noviembre Av. 29, Mz 227, Ixtlahuacán Colony, Alcaldía Iztapalapa 09690.

Tlalpan Unit

Tel: (55) 5200 9280. Manuel Constanzo 43, Mz 63, Lt 10, Miguel Hidalgo Colony, Alcaldía Tlalpan 14250.

La Magdalena Contreras Unit

Tel: (55) 5346 8506 and (55) 5346 8504. Soledad, Pueblo San Bernabé Ocoatepec Colony, Alcaldía Magdalena Contreras 10926.

^[142] These are places where specialized, comprehensive and inter-institutional services are provided to women and girls, as well as children up to 12 years of age, who are victims of domestic and gender-based violence, guaranteeing their right to a life free of violence. The multidisciplinary team of professionals that make up the Justice Centers has the experience, knowledge and sensitivity to provide comprehensive care to each person, the information and support they require, according to their needs. The attention is based on a gender perspective and respect for human rights.

AGUASCALIENTES

Women's Justice Center, Aguascalientes

Aguascalientes Oriente Av. 3114, El Cedazo, Aguascalientes 20295.
Attention 24hrs.
Tel: (01 449) 9-74-82-31
Website: <http://www.fiscalia-aguascalientes.gob.mx>

BAJA CALIFORNIA

Women's Justice Center, Baja California

Tijuana

Moctezuma Av. 1, Residencial de Cortez Colony, 22190 Tijuana.
Attention 24 hrs.
Tel: 663 101 0707

San Quintín

Fracc. Popular San Quintín, Lázaro Cárdenas, San Quintín 22940.
Tel: 616 119 54 63 Ext. 3

BAJA CALIFORNIA SUR

Women's Justice Center of Baja California Sur

Carabineros/Luis Donald Colosio Murrieta and San Antonio, Ex Base Aérea Colony, La Paz 23050.
Attention 24 hrs.
Tel: (612) 68 81229 and (612) 68 81236
Email: cjm.bcs.coordinacion@pgjebcs.gob.mx

CAMPECHE

Women's Institute of the State of Campeche

53rd between 16th and Circuito Baluartes (Women's Justice Center, upper floor), San Francisco de Campeche.
Tel: 9818112656

Women's Justice Center, Campeche

Campeche

53rd between Circuito Baluartes and 16, Centro Colony 24000.
Tel: 9818119457

Ciudad del Carmen

50 corner of Av. 31, Petrolera Colony 24169.
Tel: 938 286 08 88

Escárcega

23rd between 44th and Sayil, Salsipuedes Colony, 24350 Escarcega, Campeche.
Tel: 982 688 1720

COAHUILA

Acuña City

Libramiento Emilio Mendoza Cisneros, Airport Acuña Colony 26230.
Tel. 877 773 2194

Frontera

131 Despachadores 831, Héroes De Nacozari Frontera Colony 25610.
Tel. 866 641 1582

Matamoros

Coahuila Blvd., Fracc. Valle Hermoso, Matamoros 27446.
Tel. 871 268 4393

Piedras Negras

Las Americas Av., Lomas Del Norte Colony, Piedras Negras 26106.
Tel. 878 786 9829 Y 878 795 3209

Saltillo

Luis Echeverria Álvarez Blvd., Satélite Norte Colony, Saltillo 25113.
Tel. 844 434 1882

Torreón

Francisco Sarabia, San Felipe, Torreón 27085.
Tel. 871 222 6300

CHIAPAS

San Cristóbal de las Casas

Juventud Av. 143, María Auxiliadora (inside the Albarrada).

Tapachula

Federal highway Huixtla-Tapachula, kilometer 2.76, lot 01, block 02, zone 01, Alvaro Obregón. 30820.

Tel. 961 61 61 72300 Ext. 17711 y 17712

Tuxtla Gutiérrez

Libramiento Norte Poniente 1795.

Tel. (961) 617 23 00 Ext. 17573

CHIHUAHUA

Chihuahua, Chi

51 and Rosales 1203, Tiradores Colony 31350.

Tel. 614 429 33 00 Ext. 10727

Ciudad Juárez

Calzada Sanders 310, Santa Rosa Colony 32250.

Tel. 656 629 33 00 Ext. 56814

GUANAJUATO

Irapuato

Irapuato Av. 2010, Fracc. Residencial Campestre, Irapuato 36698.

Tel. 462 63 5 71 00 Ext. 74125 y 74261

GUERRERO

Chilpancingo

Justice Center for Women, open 24 hours a day, 365 days a year.

México C Av. Honduras, La Cinca Colony, Chilpancingo.

Tel: 747 47 1 99 97 and WhatsApp: 747 25 8 90 59

JALISCO

Tlajomulco

Distrito Federal Blvd. 175, Fracc. Chulavista, Tlajomulco de Zúñiga 45653.
Tel. 3336681880 Ext. 75062

Colotlán

Salvador Lutreróth González Blvd. 215, Colotlán 45200.
Tel. 3336681880 Ext. 75018

Guadalajara

Álvaro Alcázar 5869, Alcalde Gardens, Guadalajara 44298.
Tel. 3336681880 Ext. 76072 y 76078

Puerto Vallarta

Las Palmas Av. 315, Las Palmas Park, Puerto Vallarta 48317.
Tel. 3336681880 Ext. 75118

Tlaquepaque

Benjamin Cerda 778, Fracc. Parques de la Victoria, Tlaquepaque 45638.

STATE OF MEXICO

Amecameca

Mexico-Cuautla Federal Highway, km. 58.5, Sector Panoaya, Amecameca 56903.
Tel. (722) 2261600 Ext. 74008

Cuautitlán Izcalli

Andador Rotherdam 9, Centro Urbano Cuautitlán, Izcalli Colony.
Tel. (722) 2261600 Ext. 77370 y 71008

Ecatepec

Noche Buena, Chula Vista Colony.
Tel. (55) 5787 Ext. 7802 y 77204

Toluca

Paseo Matlazincas, 1100, La Teresona Colony, Toluca 50040.
Tel. (722) 283 1999 (722) 283 2007

MICHOACAN

Morelia

Periférico Independencia, Paseo de la República 6040, Ejido Emiliano Zapata Colony, Morelia 58170.

Tel. 4432998144 Ext. 4001

Uruapan

Leona Vicario corner of Privada De Cedros, San Rafael Colony, Uruapan 60137.

Tel. 452 452 30 86 y 452 452 3484

MORELOS

Cuernavaca

Morelos Av. 70, Quintana Roo Colony, Cuernavaca 62070.

Tel. 777 310 2406

Yautepec

Block 26 of the Lotification of the Corral Grande Colony, Del Predio de "Loma de Morillo" Yautepec-Tlayacapan Highway, in Oaxtepec, Municipality of Yautepec.

Tel. 735 356 1647

NAYARIT

Banderas Bay

Paseo Vallarta Av. 150, Flamingos Residencial in Banderas Bay 63732.

Tel. 3296881347 Ext. 18036

Tepic

Rey Nayar Av. 199, Aviación Colony, Tepic 63190.

Tel. 3111295000 ext. 19042

Santiago Ixcuintla

Heroico Colegio Militar, next to Oficinas del RE.PU.VE y del CE.RE.SO Regional, Santiago Ixcuintla.

NUEVO LEÓN

Monterrey

Alejandro de Humbolt 800, Centro Colony, , Monterrey 64000.
Tel. 8120204880

OAXACA

Juchitán de Zaragoza

Juchitán-Espinal road. Km. 1.3, La Arrocería Colony, Benito Juárez 70000,
Juchitán de Zaragoza.
Tel. 9716883673

Oaxaca

Armenta and López 700, top floor, Centro Colony, Oaxaca de Juárez 68000.
Tel. 9515148788

PUEBLA

Acatlán de Osorio

24 Internacional Rd. 32, San Luis, Acatlán de Osorio 74949.
Tel. 9536881923

Puebla

17 Pte. Av. 1919, Barrio de Santiago, 72410 Heroica Puebla de Zaragoza.
Tel. 2222405214 Ext. 7000

Tehuacán

Federal Libramiento Rd., San Marcos Necoxtla, Villas Universidad II 5901
75793 Tehuacán.
Tel: 2383742640 ext. 104

QUERÉTARO

Querétaro

Prolongación Pasteur Sur Av., 997, Fraternidad de Santiago Colony,
Querétaro, Querétaro. With detection offices also in the building of the State
System of Attention to Victims, located at Prolongación Corregidora Norte
490, Parques Industriales Colony, Querétaro.
Tel. 442 303 2261/62 Ext. 215

QUINTANA ROO

Benito Juárez

S/E Region 94, Block 8, Lot 3, Miguel Hidalgo Av. 1007, Cancun 77517, Benito Juárez.
Tel. 998 251 3276

Solidaridad

38 North between 115 West Av. and Xpu Ha, Ejido Colony, Playa del Carmen, Solidaridad 77712.
Tel. 983 835 0050 Ext. 2900

Othón P. Blanco

Guadalupe Victoria (between University Av. and Isla Contoy St.) Fracc. Edificación Estrella, Barrio Bravo Chetumal Colony, Othón P. Blanco.

SAN LUIS POTOSÍ

Matehuala

Campo Betania, La Paz Rd. Km. 01 "A", Matehuala.
Tel. 488 688 1191

Matlapa

Francisco I. Madero 150, 20 de noviembre Colony, Matlapa.
Tel. 483 364 0387

Rioverde

Canal 5 114 - A, Ejido San Marcos, Rioverde.
Tel. 487 872 4945

San Luis Potosí

Antonio Rocha Blvd. 507, Simón Díaz Colony, Acceso Por Estacionamiento De La Fenapo, Entrada B.
Tel. 444 833 2143

SINALOA

Culiacán

Enrique Sánchez Alonso Blvd., Desarrollo Urbano Tres Ríos, Culiacán 80020.
Tel. 6676882633 Ext. 206

Mazatlán

Valle Santiago, Fracc. Valles del Sol, Mazatlan 82198.
Tel. 6696882570 Ext. 1001

Ahome

Paciano Contreras E/G Ortega 1939, Fracc. Residencial Alameda, Ahome 81271.
Tel. 6681000083 Ext. 305306

SONORA

Obregon City, municipality of Cajeme

Jalisco 460, between Yaqui and Morelos, North Zone, Obregon City, Cajeme.
Tel. 64444131718

Hermosillo

De Los Ganaderos Blvd., Las Lomas Colony, Hermosillo.
Tel. 6623138710

San Luis Río Colorado

Jalapa A between 44 and 45, Solidaridad Colony, San Luis Rio Colorado 83496.
Tel. 6531555442

TABASCO

Centro

C. Ejido Torno Largo 221, La Manga II Etapa, Villahermosa 86068, Tabasco.
Tel. 9999917509

TAMAULIPAS

Reynosa

Pemex, Fracc. Puerta del Sol, Reynosa 88736, Tamaulipas.
Tel. (833) 146 2864 Ext. 70960 y 71064

TLAXCALA

Tlaxcala

Lázaro Cárdenas, la Loma Xicohtécatl, Santa María Acuitlapilco 90110, Tlaxcala.
Tel. 246 465 0525 Ext. 13667

VERACRUZ

Xalapa

Colmerillos Av., Nuevo Xalapa Colony, Xalapa 91097, Veracruz.
Tel. 2281350200 Ext. 8028

YUCATAN

Mérida

Km. 45.5, Periférico Poniente polygon Susulá - Caucel Cadastral Table 12648,
Merida, Yucatan 97314.
Tel. 9999303279 Ext. 41262

Tizimín

45th letter A between 72 and 74, Santa Rita Colony, Tizimín, Yucatán.
Tel. 9991543523

ZACATECAS

Zacatecas

Circuito Cerro del Gato 304, Ciudad Gobierno Colony, Zacatecas 98160, Zacatecas.

Fresnillo

Sol Fraccionamiento Villas de Plateros Av., Fresnillo, Zacatecas.
Tel. 4939339608 Ext. 37045

Lines of support

Depending on your needs and interests, there are agencies and organizations that can provide you with specialized services:

Legal Assistance

- **Women's Justice Centers.** They are open 365 days a year, 24 hours a day.
- **Women's Line:** Free counseling 24 hours a day where you can receive legal and psychological services. You can call (55) 5658 1111
- **Women's Secretariat.** Tel: (55) 5512 2836
- For Metro users, the Travel Safe Program offers legal advice and support, and is located inside the Metro Collective Transportation System (Balderas, Hidalgo, and Pantitlán) Tel: (55) 5512 2792 y (55) 5512 2776 ext. 141 y 143

Socio-economic Assistance

LUNAS. Located in each of the 16 municipalities or by phone at (55) 5512 2836 ext. 119, 120 and 121. You can request information on the Welfare Program for Women in Situations of Violence, whose objective is to provide economic, psychosocial, legal and social resources to women in situations of gender-based violence and economic vulnerability to strengthen their autonomy and processes that allow them to break out of the cycle of violence in which they find themselves.

General Consulting

- **Casa de Apoyo a la Mujer, A.C.**
Services: Counseling for women experiencing gender violence; Day care center.
Tel: 477 780 4090 y 477 780 4099
Hours of Operation: Monday 9:00 - 2:30pm,
Tuesday 9:00 - 2:30pm and 4:00pm - 6:00pm, Wednesday 9:00 - 2:30pm,
Thursdays 9:00 - 2:30pm and 4:00pm - 6:00pm, Friday 9:00 - 2:30pm
Web site: www.casadeapoyoalamujer.org.mx
Egipto 1005, Los Ángeles, León de los Aldama 37258, Guanajuato.

IX. Family reunification

If you are Mexican and have family members abroad, they can apply for a visa per family unit to enter Mexico. This process begins at the National Immigration Institute and must be continued by your family member at the nearest Mexican consulate.

Requirements:

1. Valid official identification of the Mexican person in original and copy.
2. Legible copy of the valid passport of the foreign family member for whom the visa is requested.
3. Not having a previous family unit visa resolution pending
4. Proof of family relationship
 - a. If it is the father or mother of the applicant: Birth certificate of the applicant. **Original and Copy.**
 - b. If it is a child of the applicant: Birth certificate of the foreign person for whom a visa is requested, as long as he/she is a child or adolescent and has not married or is under his/her legal representation or is of legal age who is in a state of interdiction and is under his/her legal representation. **Original and Copy.**
 - c. If it is the spouse of the applicant: Marriage certificate. If the applicant is a Mexican national, a Mexican marriage certificate must be presented. **Original and Copy.**
 - d. If the applicant accredited a marriage bond with another person: Document issued by a competent authority, in which the dissolution or termination of the marriage is determined. **Original and Copy.**
 - e. If it is a concubine or cohabitant of the applicant: Document granted before the competent authority of the country of origin or residence of the foreign person for whom the visa is requested, or where the legal act was celebrated that accredits that he/she has lived with the promoter in common, in a constant and permanent way for a minimum period of five years. **Original and Copy.**

- f. In the case of a son or daughter of the spouse or concubine, as long as the foreigner for whom the visa is requested is a child or adolescent and has not married or is under legal representation or is of legal age, but is in a state of interdiction and is under legal representation, it is required
- Birth certificate of the person for whom the visa is requested. **Original and Copy**
 - That the father or mother of the foreign person for whom a visa is requested proves the relationship with the applicant based on items c and d. **Original and Copy**
 - Passport or identity and travel document valid under international law and in force of the spouse, concubine or equivalent figure of the applicant. **Copy**
 - Document issued by a competent authority in which the other parent of the minor consents to the departure of his/her child to reside in Mexico. **Original and Copy**

To do so, you need to fill out the information electronically through the webpage:
https://www.inm.gob.mx/tramites/publico/solicitud_internacion.html

1. The foreigner must contact a Mexican Consulate and schedule an appointment for the corresponding consular interview within 30 business days from the day following the day on which the applicant is notified of the authorization issued by the National Immigration Institute.
2. In the event that a temporary or permanent resident visa has been authorized, upon arrival in Mexico, the foreigner will have 30 calendar days to complete the exchange process before the National Immigration Institute in order to obtain the corresponding resident card.
3. Foreign public documents, with the exception of passports or identity and travel documents, must be apostilled or legalized and, if applicable, accompanied by a Spanish translation if they are written in other languages.
4. If your application was pending resolution on the day it was submitted, you will be able to follow up with the email address provided in the application, for which you shall have available your part number and password that were sent to you electronically. Go to the following page:
<https://www.inm.gob.mx/tramites/publico/seguimiento-tramite.html>

X. Education

In this chapter you will find information on how to obtain certificates that revalidate studies completed abroad, the requirements to process them and the time it takes to process them. The requirements, costs and waiting times may vary depending on the type of document you want to revalidate, as well as the entity where you want to do it, so it is important that you verify the information with the corresponding authorities.

Basic education school certificates

This procedure allows obtaining a certification evidencing that a person has completed basic education outside of Mexico.^[143]

For further information, please contact the following email addresses: *tramitesderevalidacionyequivalencia@aefcm.gob.mx* and *hruiz@aefcm.gob.mx*

Where	Requirements	Costs	Response time
<p>Contact by email</p> <p>You should send an email^[144] explaining your particular situation, including:</p> <ul style="list-style-type: none">a. Full name;b. Last grade of education completed; <p>Subsequently, the interested party will be informed of the educational institution before which he/she should apply.</p>	<p>Required Documentation:</p> <ol style="list-style-type: none">1. Birth certificate.2. CURP.3. Proof of address.4. Proof of the last level of education completed.	<p>This procedure is free of charge.</p>	<p>The response time will depend on the availability and workload of the Operational Zone in which you submit your filing.</p>

^[143] Comprehensive revalidation and equivalency system

^[144] tramitesderevalidacionyequivalencia@aefcm.gob.mx

School certificates of secondary education. Revalidation of studies carried out abroad

A revalidation is the document through which the educational authority grants official validity to studies carried out outside the National Education System (abroad), as long as they are comparable to studies carried out within the National Education System.

The purpose of this procedure is to grant the revalidation of studies for General High School and Open High School, to users who request it and comply with the requirements established in the guidelines of the Ministry of Public Education, in order to facilitate their transit in the National Education System.

You can find all relevant information on this [website^{\[145\]}](#).

How is it obtained?

Where	Requirements	Costs	Response time
<p>In person. The process is carried out at the High School Division General Office, in its Department of Incorporation, Revalidation and Equivalencies.</p> <p>Address: Revolución 1425 Av., Campestre Colony, Alcaldía Álvaro Obregón, 01049 Mexico City.</p> <p>Números de teléfono: (55) 3601 7200 Ext. 63199 Ext. 63200 Ext. 63327</p> <p>Hours of operation: Monday to Friday 9:00 a.m. to 2:45 p.m. No appointment is necessary.</p>	<p>The application in person must be accompanied by the following documents:</p> <p>All documents must be submitted in original and copy for comparison.</p> <p>In the case of documents in a language other than Spanish, a simple translation must be submitted. No apostille or legalization is required.</p> <p>I. Printed application. It can be obtained from this web page^[146].</p> <p>It must be filled out online, printed and signed by the interested person.</p>	<p>This procedure has a cost of \$500.00 pesos.</p> <p>The form, available on the following web page^[147], must be printed to complete the payment, either at the teller window of any banking institution or on the Internet.</p>	<p>The response time may vary between 15 and 30 business days.</p>

^[145] <https://dgb.sep.gob.mx/tramites/revalidacion-de-estudios-realizados-en-el-extranjero>

^[146] <https://siree.sep.gob.mx/siree/initSolicitudMedSup.do?idestado=9>

^[147] <https://dgb.sep.gob.mx/tramites/revalidacion-de-estudios-realizados-en-el-extranjero>

	<p>II. Document proving nationality Birth certificate, equivalent document or letter of naturalization must be presented.</p> <p>III. Basic academic background A complete high school certificate, or the corresponding revalidation, must be presented.</p> <p>In the case of a high school certificate in a language other than Spanish, a simple translation must be submitted.</p> <p>No apostille or legalization is required.</p> <p>IV. High school academic background The student must present a diploma, certificate, diploma, report cards or transcripts showing the courses taken, school years and grades obtained in the grades to be revalidated.</p> <p>V. Proof of payment of duties The relevant information is included in the following column.</p>		
--	---	--	--

School certificates of higher education. Revalidation of higher education studies

The revalidation of studies is the administrative procedure that grants official validity to studies carried out abroad, as long as they are officially valid in the country of origin and are comparable to studies of the National Education System.

This is a concurrent competence matter, so the process can be carried out with the federal education authority in the General Directorate of Accreditation, Incorporation and Revalidation (DGAIR) or with the education authorities in the States.

The total revalidation of studies is only indispensable when the professional practice is intended to be carried out in national territory.

Relevant information can be found on the following [web page](#)^[148].

How is it obtained?

Where	Requirements	Costs	Response time
<p>I. Alternatives for Full Revalidation.</p> <p>The procedure can be carried out before the General Directorate of Accreditation, Incorporation and Revalidation (DGAIR) by email^[149].</p> <p>It can also be done at the corresponding offices of the State Education Secretariats or Institutes. For their locations, please consult the following web page^[150].</p> <p>II. Partial Revalidation.</p> <p>If you are interested in doing a partial revalidation of higher education studies, you can choose any of the above alternatives, or:</p> <p>Go to the Higher Education Institutions, which can be found on the following web page^[151].</p>	<p>You can consult the detailed requirements on the following web page^[152].</p> <p>In the case of documents in a language other than Spanish, a simple translation must be submitted. No apostille or legalization is required.</p> <p>Documents issued abroad must contain elements that guarantee their full official validity, recognized by competent authorities (for example: signatures, seals or electronic validation).</p> <p>A written statement must be included with the following information:</p> <p>I. the electronic sources of validation and authenticity of the academic documents submitted; and (II) the electronic sources of validation and authenticity of the academic documents submitted.</p>	<p>This procedure has a cost of \$1,499.75 pesos.</p> <p>To complete the payment, the reference key and payment chain of the dependency or entity can be identified on the following web page^[153].</p> <p>You can make the payment at any bank in the country, or at the following web page^[154].</p>	<p>The response time will depend on the availability and workload of the office before which the filing is made, as these are indicated in the first column.</p>

^[148] https://dgair.sep.gob.mx/revalidacion_superior

^[149] ingresosolicitudesrevalidaciones@nube.sep.gob.mx

^[150] https://dgair.sep.gob.mx/storage/recursos/DIR/dir_aut_est_2019.pdf

^[151] https://dgair.sep.gob.mx/dir/instituciones_autorizadas_1

^[152] https://dgair.sep.gob.mx/storage/recursos/DIR/req_reva_est.pdf

^[153] https://www.sep.gob.mx/work/appsite/e5_ene12/dpa/hojaayuda.html?institucion=dgair

^[154] <https://tramites.sep.gob.mx/dgair>

II. contact details of the Ministry of Education or equivalent agency.

Requirements to apply for Revalidation before the DGAIR

1. Application form, filled out by hand in blue ink, available on the following [web page^{\[155\]}](#).
2. Proof of payment. The relevant information is included in the next column.
3. Birth certificate or equivalent.
4. Academic record. Proof of completed studies from the level immediately prior to the one to be revalidated must be presented.
5. In case of total revalidation, title, diploma or official document that evidences the academic degree of the procedure. It must have the seal of the Ministry of Education or equivalent agency.
6. Official certificate of subjects with grades and credits of the studies taken. It must include the learning units and the periods in which they were taken, as well as the seal of the Ministry of Education or equivalent body.
7. Programs of study (thematic description of subjects, to be used for the comparison of studies).
8. Technical opinion of an institution of the national educational system in Mexico that endorses the possible equivalence with a study plan that it imparts. (If this is presented, it will not be necessary to present the study programs).

^[155] https://dgair.sep.gob.mx/storage/recursos/DIR/sol_revalidacion.pdf

Revalidation Application
Procedure before the DGAIR

You must scan the original version of the documents, double-sided and in color, and save the files in pdf format.

You should send all files in a single mail addressed^[156].

The files must respect the name indicated on page 2 of the following *document*^[157].

The documents must be sent between 9:00 am and 3:00 pm.

^[156] ingresosolicitudesrevalidaciones@nube.sep.gob.mx

^[157] https://dgair.sep.gob.mx/storage/recursos/DIR/req_reva_est.pdf

XI. Legal assistance

In this chapter you will find information on how to receive free legal advice in Mexico to access your rights. You will also find information about the toll-free information and assistance center for Mexicans in the United States and Canada.

Federal Public Defender's Office and local public defender's offices

The Federal Public Defender's Office (IFDP) and local public defender's offices offer free legal advice and representation to people who cannot afford a lawyer.

The IFDP is responsible for providing legal defense in criminal and administrative cases, while the local public defender's offices provide support in civil and family matters.

Tel: (800) 224 2426 - (55) 5521 3546 - (55) 5512 8045

Email: ifdpweb@correo.cjf.gob.mx

Pro-Bono Lawyers

There are lawyers who offer their services free of charge (Pro-Bono) to help people in vulnerable situations.

The Mexican Bar Foundation is an organization that coordinates these efforts, providing free legal assistance to those who need it the most.

You can contact the Mexican Bar Foundation through its website:

<https://www.fbma.org.mx/>, by calling (55) 5514-0475 or by email at plara@ma.org.mx

Victims Attention Commissions

The Victim Attention Commissions provide legal and psychological support to victims of crime. These commissions help victims understand their rights, file complaints and access support services. In the first chapter you will find state-by-state information on local Victim Attention Commissions.

Tel: (55) 8957 2347

Email: ceavi@cdmx.gob.mx

DIF

The National System for the Integral Development of the Family (DIF) offers legal and social assistance to families in vulnerable situations. DIF provides support in cases of domestic violence, abandonment and other family problems.

Tel: (55) 5559 1919 (San Francisco) (55) 5604 0127 (Popocatépetl)

Email: asistenciajuridica.df@dif.gob.mx

State Human Rights Commissions

State Human Rights Commissions provide advice and support in cases of human rights violations. These commissions investigate allegations of abuses and work to ensure that the fundamental rights of all people are respected.

Directory of State Human Rights Commissions:

State	Address	Telephone Number and Email
Aguascalientes	República de Peru 502 Fracc. Jardines de Santa Elena 20236	01(449) 1407855 01(449) 140 7860 01(449) 804 0165 correo@dhags.org
Baja California	Diego Rivera 2532 between Av. Paseo de los Heroes and Blvd. Sanchez Taboada Zona Rio Tijuana.	01 (664) 973 2373 01 (664) 973 2374 01 800 026 7342 transparencia.cedh@derechoshumanosbc.org tijuana@pdhbc.org

Baja California Sur	Constituyentes de 1975 Blvd., corner of Cabrilla and Tiburón Fracc. Fidepaz La Paz 23090	01 (612) 123 14 04 01 (612) 123 23 32, 01 800 690 83 00 cedhbcs2011@gmail.com
Campeche	Prolongación 59 Number 6, between Ruiz Cortines Av. and 16 de Septiembre Av. Centro 24000	01 (981) 811 45 63 cdhec@cdhecamp.org
Coahuila	Hidalgo 303, corner with Aldama Saltillo 25000	01(844) 416 21 10 01(844) 416 20 50 cdhec@org.mx saltillo@cdhec.org.mx
Colima	Degollado 79 Centro, Colima 28000	01 (312) 312 29 94 01 (312) 314 77 95 (044) 312 155 13 33 codehucol@prodigy.net.mx
Chiapas	Plaza Building 3rd and 4th floor 1 Sur Oriente Av. San Roque Neighborhood 29000 Tuxtla Gutiérrez	01 (961) 602 89 80 01 (961) 602 89 81 01 800 55 282 42 presidencia@cedhchiapas.org juan.trinidad@cedhchiapas.org
Chihuahua	Zarco Av. 2427 Zarco 31020	01 (614) 201 29 90 92 01 (614) 201 29 90 93 01 800 201 1758 cedhch@prodigy.net.mx
Mexico City	Universidad Av. 1449, Pueblo Axotla Colony, Alcaldía Álvaro Obregón Mexico City 01030	01 (55) 52 29 56 00 Ext. 1102 cdhdf@cdhdf.org.mx

Durango	Cerro Gordo 32, Fracc. Lomas del Parque Colony Durango 34100	01 618 130 19 69 01 618 130 19 70 01 618 130 19 74 01 800 170 55 55 presidencia@cedhdurango.org.mx comision@cedhdurango.com
Guanajuato	Guty Cárdenas Av. 1444, Fracc. Puerta San Rafael, 37480 León	01 (477) 770 08 45 01 800 470 44 00 gahva@hotmail.com centroestatal@derechoshumanosgto.org.mx
Hidalgo	Juárez Av., José María Iglesias corner Centro Colony Pachuca de Soto 42000	01 (771) 718 7144 01 (771) 718 16 96 01800 71 765 96 cdheh@hotmail.com cijpachucarecepcion@hotmail.com
Guerrero	Centro, Juan Ruiz de Alarcón Juristas, 39000 Chilpancingo de los Bravo, Gro.	01 (747) 494 2000 01 800 710 66 00 01 800 716 26 98 coddehum@prodigy.net.mx
Jalisco	Pedro Moreno 1616, Americana Colony Americana, Guadalajara 44160	01(333) 669 1100 01(333) 669 1101 01 800 201 8991 quejas@cedhj.org.mx cedhj@infosel.net.mx
State of Mexico	San Juan Av. 113 Ex rancho Cuauhtémoc Colony Toluca 50010	01 (722) 236 06 60 Ext. 306, 307 y 327 01 800 999 4000 codhem@netspace.com.mx
Michoacán	Fernando Montes de Oca 108 Chapultepec Norte Colony Morelia 58260	01 (443) 113 35 00 01 (800) 640 31 88 contacto@cedhmichoacan.org

Morelos	Hermenegildo Galeana 39 Acapantzingo Colony 62440	01 (777) 322 16 00 01 (777) 322 16 01 cdhmorelos@cdhmorelos.mx
Nayarit	Prisciliano Sánchez 8 Sur Av., Allende Altos Av. corner Centro Colony Tepic 63000	01 (311) 212 57 66 01 800 503 77 55 cedhnayarit@gmail.com
Nuevo León	Cauhtémoc 335 North between MM de Llano and Espinosa, Centro Colony Monterrey 64000	01 (81) 834 58 645 01 (81) 834 58 302 01 800 822 91 13 cedhnl@cedhnl.org.mx
Oaxaca	Derechos Humanos 210 América Colony, Oaxaca de Juárez 68050	01 (951) 513 51 85 01 (951) 513 51 91 01 (951) 513 51 97 correo@cedhoax.org
Puebla	5 Poniente 339 Av., Centro Colony Puebla 72000	01 800 201 01 05 01 800 201 01 06 01(222) 248 43 11 informes@cdhpuebla.org.mx
Quéretaro	Hidalgo 6 next to Allende 1, Juárez Centro Colony Santiago de Querétaro 76000	01 (442) 214 08 37 01 (442) 214 60 07 01 (442) 214 60 39 quejas@ddhqro.org correo@cedhqro.org
Quintana Roo	Adolfo López Mateos Av. 424 Campestre Colony Chetumal 77030	01 (983) 8327 090 01 (983) 832 9965 Ext. 1108 01800 506 1906 cdheqroo@hotmail.com

San Luis Potosí	Mariano Otero 685, Tequisquiapan Colony, San Luis Potosí 78250	01 (444) 198 50 00 01 (444) 811 1016 01 (444) 811 5115 01 800 263 99 55 derechoshumanos@cedhslp.org.mx
Sinaloa	Ruperto L. Paliza 566 Sur Miguel Alemán Colony Culiacán 80200	01 (667) 752 24 21 01 (667) 752 25 75 01 800 667 92 94 sincedh@prodigy.net.mx
Sonora	Luis Encinas and Periférico Poniente Blvd., Colony El Choyal Hermosillo 83130	01 (662) 313 81 01 01 800 200 0152 01 800 627 2800 contacto@cedhsonora.org.mx cedhson@rtn.uson.mx
Tabasco	Adolfo Ruiz Cortines 503 Blvd. Col. Casa Blanca 86060 Villahermosa	01 (993) 315 35 45 01 (993) 315 34 67 01 800 000 23 34 contacto@cedhtabasco.org.mx
Tamaulipas	Río Guayalejo Av. 223 Fracc. Zozaya Ciudad Victoria 87070	01 (993) 315 35 45 01 (993) 315 34 67 01 800 000 23 34 contacto@cedhtabasco.org.mx
Tlaxcala	Arquitectos Av. 27 Loma Bonita Colony 90090 Tlaxcala	01 (246) 462 16 30 01 800 337 48 62 cedhtlax@prodigy.net.mx
Veracruz	Carrillo Puerto 21, Centro Colony Xalapa Enríquez 91000	01 (228) 812 3743 comentarios@cedhveracruz.org.mx

Yucatán	20 Street 391-A x 31-D and 31-F Nueva Alemán Mérida 97249	01 (999) 927 85 96 01 (999) 927 22 01 01800 226 34 39 codhey@prodigy.net.mx
Zacatecas	Jesús Reyes Heróles 204 Javier Barros Sierra Colony Zacatecas 98090	044 492 124 77 30 01 800 624 27 27 comentarios@cedhzac.org.mx
National Human Rights Commission	Periférico Sur 3469, San Jerónimo Lídice Colony, La Magdalena Contreras 10200, Mexico City	01 (55) 56 81 81 25 01 800 715 2000 correo@cndh.org.mx

Center for Information and Assistance to Mexican Nationals (CIAM)

What is CIAM?

CIAM is a specialized call center that offers comprehensive guidance to Mexican nationals in the United States and Canada, 24 hours a day, seven days a week.

What is CIAM for?

CIAM provides assistance on consular protection issues, current immigration issues, and guidance on workshops and legal advice. It also assists in locating missing persons and offers support in cases of detention.

How can I contact CIAM?

You can contact CIAM by calling the consular service number available on the official website of the SRE: Mexico (001) 520 623 7874; U.S. and Canada 520 632 7874.

You can find more information in the following: Consular Protection Procedures Guide.^[158]

^[158] <https://www.gob.mx/sre/documentos/guia-de-procedimientos-de-proteccion-consular>

XII. Missing or unaccounted for persons

In this chapter you will find important information about what to do in case you have a missing relative in Mexico. Remember that this general information is only for your orientation, you can always receive more complete advice from lawyers or the corresponding authorities.

If you have a missing family member, it is important to know that you do not have to wait 24, 48 or 72 hours to report them missing. The first few hours can be very important in locating him or her.

There is the National Commission for the Search of Missing Persons (CNB) and at the state level there are different local commissions, where you can report your missing family member.

National Search Commission

If you do not know the state where the person disappeared, you can report the disappearance to +52 55 1309 9024 or from abroad to the toll free number 185 52 62 62 31 09.

You can also report through the CNB website:


<https://comisionacionaldebusqueda.gob.mx/reporte-de-personas-desaparecidas/>

Local Search Commissions

If you know the state where the person disappeared, you can report the disappearance to the local state search commission.

In the following link you will find the directory of local search commissions, click on the following [web page](#)^[159].

^[159] <https://comisionacionaldebusqueda.gob.mx/comisiones-locales-de-busqueda-directorio/>



You can also report to the Attorney General's Office if federal public servants are involved in the disappearance or you have knowledge that organized crime is involved in the disappearance.

There is a Special Prosecutor's Office for the Investigation of Forced Disappearance, whose offices are in Mexico City, or by telephone at 55 5346 0000 ext. 508360.

On the other hand, if the missing person is a migrant and was the victim of a federal crime, the disappearance can be reported to the Migrant Crimes Investigation Unit. Contact them at 55 5346 0000 ext. 508314 or 508344 or send an email to: unidadmigrantes@fgr.org.mx

There are civil society organizations such as Fundación para la Justicia that are dedicated to advising relatives of disappeared victims on search and investigation mechanisms for more information you can visit their [website^{\[160\]}](#).

Other organizations, such as the Miguel Agustín Pro Juárez Human Rights Center, better known as the Pro Center, provide counseling to people who have suffered human rights violations. For more information, you can visit their [website^{\[161\]}](#).

On the other hand, in Jalisco, CEPAD, an organization that advises victims of disappearances and their families, can provide legal support. You can visit their [website^{\[162\]}](#).

^[160] <https://www.fundacionjusticia.org/que-hacer-si-una-pesona-desaparece-en-mexico/>

^[161] <https://centroprodh.org.mx/centro-prodh/>

^[162] <https://www.cepad.org.mx/infodh/>

XIII. Victims of crimes or human rights violations in Mexico

In this chapter you will find information on where to file a complaint if you were a victim of a crime in Mexico or if your human rights were violated in the country.

A crime is a conduct punishable by the different penal codes. For example, homicide, robbery, kidnapping, human trafficking, extortion, injury.

On the other hand, human rights violations are usually committed by public officials when they are in a position of power, for example, denial of access to justice or acts of torture by authorities, or by companies contracted through the government, such as those in charge of security in institutions, or airport zones in migratory filters, because they exercise representative functions for the government.

Crime victims

If you were the victim of a crime in Mexican territory, you may file a complaint with the Attorney General's Office or the corresponding local Prosecutor's Office. You can file your complaint even in a different place from where the events occurred. The Prosecutor's Offices are the authority in charge of the administration of justice in Mexico, that is, the investigation of crimes and the exercise of all necessary actions against those who are proven to be responsible.

If it is a common crime, go to the Prosecutor's Office of your state or municipality. If it is a federal crime, you should go to the Attorney General's Office of the Republic. If you do not know whether the crime is federal or local, the Prosecutor's Offices are obliged to guide you on the nature of the crime and, if necessary, refer the complaint to the corresponding authority, whether local or federal. You can also file a complaint online at www.gob.mx/fgr.

Victims of human rights violations

If you have been the victim of a human rights violation, you may file a complaint with the National Human Rights Commission or the corresponding state commission, either in person, by telephone (800 715 2000) or online at www.cndh.org.mx. Complaints about alleged human rights violations must be filed within one year from the beginning of the human rights violation.^[163]

Protective measures

If you consider that your safety is at risk, you should also request protection measures from both the Attorney General's Office and the National Human Rights Commission. These measures may include police surveillance, protection orders or temporary relocation. It is important to make the request immediately to ensure your safety and that of your family members.

Now, if it seems to you that the authorities are not adequately investigating a crime, you can denounce impunity before the National Human Rights Commission or the State Human Rights Commissions, as well as the internal control body of the corresponding Prosecutor's Office.

Where can I get legal advice?

It is not necessary to have legal representation in order to file a complaint with a Prosecutor's Office or a complaint with a human rights commission. However, legal advice is recommended. To do so, you can consult the legal advice section of this Guide.

These persons can not only help you file complaints regarding possible human rights violations but can also provide you with general legal advice.

You can also turn to civil organizations such as Centro Prodh (centroprodh.org.mx), Amnesty International Mexico (www.amnistia.org), or the Mexican Bar Foundation (fbma.org.mx) that offer legal support and accompaniment.

Where can I file a complaint? Is it possible to file a complaint in another place where the events took place? How can I receive protection?

A complaint is to make an authority aware of the possible commission of a crime. With a complaint, an investigation of the facts is started so that those responsible are punished.

^[163] How to file a complaint (s/f). Org.mx. Retrieved February 12, 2025, from <https://www.cndh.org.mx/cndh/comopresentar-una-queja>

If you have been a victim of a crime in Mexico, it is important to file a complaint so that the authorities can investigate the facts and you can access protection and damage restitution mechanisms. Depending on the type of crime or violation, the complaint can be made in different instances and, in all cases, in a different place than where the facts occurred, because according to the General Law of the National Public Security System, when the complaint is filed with an authority that does not have jurisdiction over the crime, it must channel such complaint to the appropriate authority, either at the local or federal level.

To strengthen your complaint, and if possible, it is advisable to gather evidence such as photographs, videos, testimonies and medical reports. If you have any doubts, you can request free legal advice through the “Comisión Ejecutiva de Atención a Víctimas” or other organizations that provide legal support.

What does it mean to be a victim?

Any person who has suffered an impairment of his or her rights as a result of a crime or human rights violation. Victims may be persons or social groups. The damage may be physical, mental, emotional, economic or to their legal property.

Who recognizes me as a victim of human rights violations and a victim of a crime in Mexico?

The recognition of victim status is the process by which a person affected by a crime or human rights violation is formally identified as such by the authorities. This allows him/her access to the aid resources provided by the General Victims Law, which are those expenses for immediate help, assistance, care and rehabilitation; comprehensive restitution of the damage; and compensation. For this, it will be essential that you are registered in the National Registry of Victims (RENAVI). For more information, consult the [website](https://www.gob.mx/ceav/acciones-y-programas/registro-nacional-de-victimas-renavi-80041)^[164].

This status is determined, always, by an authority. According to the General Victims Law, depending on the case, this status may be determined by a judge, national or international human rights protection organizations (which Mexico recognizes as valid), the authority responsible for the violation, as well as the Executive Commission for Attention to Victims and the Prosecutor's Office.

^[164] <https://www.gob.mx/ceav/acciones-y-programas/registro-nacional-de-victimas-renavi-80041>

What are my rights as a victim?

Mainly, and as established in the General Victims Law, the rights that a person has as a victim are all those set forth in Article 7 of the aforementioned law^[165] as well as the following:

Help, assistance and care	By the Executive Commission for Attention to Victims or the (state) Victims' Commissions, according to the needs that arise from the time the violation of rights occurs and until they are no longer necessary. ^[166]
Access to justice	That they be guaranteed the truth, a thorough investigation and the corresponding sanction regarding the violation they suffered. ^[167]
Due process	Due process are formalities that must be complied with in any legal process, both to safeguard the rights of all persons involved and to ensure that said process is being conducted properly. ^[168]
Right to the truth	On what happened and what happens with the investigation of the violations of their rights, on the identity of those responsible, and that the necessary processes be initiated to protect the truth. ^[169]
Comprehensive repair	Victims are entitled to full restitution for the harm caused by the violation of their rights. Such restitution generally consists of: (i) restitution of the victim to the state he/she was in before the events occurred, (ii) rehabilitation due to the effects generated by what happened, (iii) monetary compensation proportional to the severity of the events, (iv) recognition and restoration of the dignity of the victims, (v) all those measures that ensure the non-repetition of what happened, and (vi) public apology when a public servant or personnel of the authority is involved. ^[170]

^[165] Article 7. (2013, January 9). General Victims Law. <https://www.diputados.gob.mx/LeyesBiblio/pdf/LGV.pdf>

^[166] Articles 8 and 9. (2013, January 9). General Victims Law. <https://www.diputados.gob.mx/LeyesBiblio/pdf/LGV.pdf>

^[167] Article 10. (2013, January 9). General Victims Law. <https://www.diputados.gob.mx/LeyesBiblio/pdf/LGV.pdf>

^[168] Articles 11 to 17. (2013, January 9). General Victims Law. <https://www.diputados.gob.mx/LeyesBiblio/pdf/LGV.pdf>

^[169] Articles 18 to 25. (2013, January 9). General Victims Law. <https://www.diputados.gob.mx/LeyesBiblio/pdf/LGV.pdf>

^[170] Articles 26 to 27. (2013, January 9). General Victims Law. <https://www.diputados.gob.mx/LeyesBiblio/pdf/LGV.pdf>

What is the National System of Attention to Victims, and its counterparts at the state level? What do I do if I want to join this System?

It is a mechanism comprised by public institutions (federal and local), autonomous agencies and other public or private organizations related to victims, whose purpose is to create policies and services to carry out the protection, aid, assistance, attention and defense of victims' rights, as well as the comprehensive restitution of the damage generated, through the Executive Commission for Attention to Victims and local Victims' Commissions. With respect to its counterparts, the System has Victims' Commissions, which are State Commissions of Integral Attention to Victims, and those of Mexico City.

In order for the National System of Attention to Victims to apply, it is necessary to go to the State and/or Mexico City Commissions, which must attend to violations of rights committed by public servants (state or municipal). In case the treatment is not adequate (or has been denied) or they have not received a response from these Commissions within the following 30 calendar days, they may turn to the Federal Executive Commission for Attention to Victims.^[171]

What are the measures I can receive as a victim?

Victims in Mexico are entitled to various forms of protection and support:

Immediate relief measures	They include emergency medical and psychological assistance, transportation and temporary housing from the time of the crime or its official recognition.
Housing and food measures	They guarantee the satisfaction of basic needs, such as food, personal hygiene and essential supplies.
Relocation measures	They provide transportation support in emergency situations to ensure the safety and well-being of victims.

^[171] Article 79. (2013, January 9). Ley General de Víctimas
<https://www.diputados.gob.mx/LeyesBiblio/pdf/LGV.pdf>

Protection measures	They seek to safeguard the physical and psychological integrity, as well as to protect the privacy of the victims from possible threats.
Legal advice measures	Garantizan el derecho a recibir asistencia legal especializada sin costo para quienes no puedan pagarla, facilitando la orientación en los procesos legales correspondientes.
Assistance and care measures	They include medical services, rehabilitation and support for social integration, ensuring access to health and recovery of rights.
Economic and development measures	They include financial compensation and support programs for the economic and social reintegration of victims, helping their stability, personal and professional development.
Measures for attention and assistance in the area of the administration of justice	They seek to guarantee effective access to justice, promoting participation in judicial and administrative processes to ensure proper investigation and resolution.
Comprehensive restitution measures	It includes restitution, rehabilitation, compensation, satisfaction, and guarantees of non-repetition, adjusted to the severity of the damage and the violation of your rights.
Restitution measures	They aim to reestablish the conditions prior to the victimizing event, returning to the affected person the rights or assets that were taken from him/her.
Rehabilitation measures	They provide services for the recovery of health and general well-being, including medical treatment, psychological and social support.
Compensation measures	They consist of compensation payments for damages suffered, helping to mitigate the economic impact of the victimization.
Satisfaction measures	They include symbolic and official acts such as public acknowledgement of the injustice suffered, official apology and cessation of continued violations, contributing to the moral restitution of the victim.

Non-repetition measures

They seek to prevent future violations of victims' rights by establishing structural guarantees and regulatory changes to prevent the repetition of similar acts.

How to request full restitution of damages?

Victims of crimes or human rights violations are entitled, in addition to having the perpetrators investigated and punished, to comprehensive restitution of the damage. This means that they have the right to recover what they lost and receive support to heal. This may include the return of property, free legal advice, financial compensation, psychological care and access to the support programs of the Executive Commission for Attention to Victims. In addition, measures should be implemented to prevent the same thing from happening to them again, guaranteeing their protection. All of the above, always in proportion to the seriousness of the victimizing event and in accordance with the principles of justice, equity and differential approach.

The full restitution of the damage can be requested through:

- a. **Judicial or administrative authorities:** During the legal process, as part of the sentence. That is, you must expressly ask the Prosecutor's Office to request the judge to order the full restitution of the damage.
- b. **Executive Commission for Attention to Victims (CEAV):** The CEAV is generally the initial point of contact for victims seeking restitution. In each state of Mexico, there are state commissions that can also handle these requests. They facilitate the process of requesting and obtaining comprehensive damage restitution, including assistance in preparing the necessary documentation.

To request full restitution of damages before the CEAV you must follow these steps:

- a. **Registration as a victim:** You must register with the National Registry of Victims. This registration is essential to access rights and comprehensive restitution measures. You can go in person to the offices of the CEAV or the state commissions, or visit their websites to find information on the registration process.

- b. Necessary documentation:** Prepare and submit the necessary documentation to support your case, including any reports, medical documentation, proof of damages suffered, and any other documents that may corroborate your status as a victim of a crime or human rights violation.
- c. Request for Integral Restitution:** Once registered, you can formally request integral restitution. This may include restitution, compensation, rehabilitation, satisfaction measures and guarantees of non-repetition, as established by law.
- d. Request Follow-up:** Once the request has been submitted, it is important to follow up to know the status of the process and to respond to any additional requirements that may arise during the process.

What do I do if I am not satisfied with the authorities' response?

Once you submit your request for access to support before the CEAV, complying with the necessary information and documentation requirements, there are the following steps to obtain such support:

- 1. Process for Access to Support:** A request for access to support may not be processed in the following cases:
 - a. If it is considered that false information was provided.
 - b. If a judge has already issued a sentence condemning the reparation of the damage, and the damage has been fully repaired by complying with said sentence.
 - c. If the request does not comply with the General Victims Law, its Regulations and other applicable norms.

In such cases, the Executive Commission shall inform you of the reasons why your request was denied:

- I. access to relief resources;
- II. assistance; and/or
- III. full restitution

2. Preparation and Approval of the Opinion: In the event that the request for access to support is accepted and processed by the Executive Committee, the latter will prepare a draft opinion, which must be approved by the Head of the Executive Committee by means of a final resolution. The opinion must include the proposed amount of support.

In case the Head of the Executive Committee denies the request for support, the negative opinion must contain the reasons why it was denied.

The Head of the Executive Committee must issue the opinion approving or denying the support within a maximum of 20 business days after receiving the request for support.

3. Notification of the Ruling: You must be notified of such ruling within 5 **business** days from the date the Head of the Executive Committee issues it. Likewise, they shall notify the corresponding authorities.

In the event that it is determined that support for relocation and expenses related to access to justice, or some other type of payment, is appropriate, and you are not satisfied with the corresponding ruling, or you are denied such support, you can file an **amparo lawsuit**.

What happens if I cannot return to the state where I formerly resided, because of the crime of which I was a victim?

You can ask the Executive Commission for Attention to Victims for relocation support. However, it is important to take into account that it is a provisional support and per family nucleus, granted for a period of 3 to 6 months, which can be extended.

The Ministry of Government (SEGOB) has an Interinstitutional Strategy for Integral Attention to Mexican Repatriated and Returning Families, in its link <https://portales.segob.gob.mx/es/PoliticaMigratoria/BienvenidosAcasa>, you will have access to services and social programs for your reintegration to the country, update identity documents, access to educational and medical services, as well as job search.

Other support provided by independent organizations that you can try to access are as follows:

Other Dreams in Action (ODA)/ Poch@

<http://www.odamexico.org/about-us>

Poch@ House

José María Marroquí 83, Centro Colony, 06000, Mexico City

044 55 5925 9689 (Tuesdays to Saturdays 10:00 am - 4:00 pm)

Email: info@odamexico.org

The best way to contact them is to send them a message via Facebook

<https://www.facebook.com/OtrosDreams/>.

They offer support in obtaining documentation, connections to medical care, mental health services, and job opportunities.

Deportees United in the Struggle (DUL)

<https://www.facebook.com/deportadosunidos>

52-55 7828 3480

Email: deportadosunidosenlalucha@gmail.com

If you arrive to Mexico without family or a place to go, you should contact them immediately. If you can contact them in advance and provide more detail, they can arrange for someone to pick you up at the airport or bus station. They will help you organize your documents and obtain additional necessary documents, find your family members, and help you arrange food and housing.

Casa de los Amigos

<https://www.casadelosamigos.org>

Ignacio Mariscal 132, Tabacalera Colony, 06030 Mexico City

(52-55) 7095-7413, (52-55) 7095-8094

Email: amigos@casadelosamigos.org

Casa de los Amigos is a shelter in Mexico City that provides short-term housing for displaced persons. Housing availability is limited and transportation from the airport is not provided.

You must be referred to them by an organization with which they have a formal agreement, such as Other Dreams in Action (ODA). Contact ODA in advance to ask them to make arrangements for you (see contact information above).

XIV. Procedures outside Mexico

In this chapter you will find information about immigration procedures in the United States, information about family reunification and recovery of your belongings. Please note that this is general information and has been updated up to the date of publication of the Guide. The laws and information provided here may change, so you should always confirm the information with official sources.

1. Does CBP ONE still work?

No, as of January 20, 2025, the U.S. Government, hereinafter referred to as the United States, took away all authority that CBP ONE had to carry out the asylum procedures.^[172]

On March 10, 2025, the Secretary of Homeland Security announced the creation of the CBP HOME application, which allows people who are in the U.S. without a legal status to self-deport, with the benefit of being able to apply for re-entry to the U.S. legally and with greater facilities in the future.^[173]

So far, the U.S. Government has not provided any information on how to re-enter the U.S. legally after using CBP HOME.

^[172] Securing Our Borders (§ 6-7) (Executive Order number 14165, issued January 20, 2025). <https://www.whitehouse.gov/presidential-actions/2025/01/securing-our-borders/>

^[173] CBP launches enhanced CBP Home mobile app with new Report Departure feature. (n.d.). U.S. Customs And Border Protection <https://www.cbp.gov/newsroom/national-media-release/cbp-launches-enhanced-cbp-home-mobile-app-new-report-departure>

2. What is the process to apply for asylum in the United States?

To apply for asylum in the U.S., the applicant must be physically present in the United States and meet the indispensable requirement of being unable or unwilling to return to his/her country of origin due to a well-founded fear based on past persecution (which was the reason for leaving his/her country of origin) or future persecution (reason for not returning to his/her country of origin), derived from elements of race, religion, nationality, or participation in a social or political group.^[174]

Under the current U.S. Administration, asylum processes, such as Affirmative or Removal Asylum, are suspended until further notice.^[175]

Effective January 20, 2025, the U.S. implemented new immigration policies pursuant to which it closed all entry points into the country and empowered, Customs and Border Protection (CBP) officers to detain any person entering the country, placing them in Expedited Removal Proceedings, allowing Immigration and Customs Enforcement (ICE) officers to immediately deport them under the "catch-and-release" policies.^[176]

If you have elements to prove that you are in danger in Mexico, unfortunately you cannot apply for asylum in an expedite manner, but you may be able to apply for a reentry waiver (see question 4).

3. How do I know if I have a penalty to re-enter the U.S.?

If you were deported from the U.S., you should have received a prohibition to re-enter the U.S. Here is how you can review the type of prohibition you received and its duration:

^[174] Asylum | USCIS (2025, January 24). USCIS.

<https://www.uscis.gov/humanitarian/refugees-and-asylum/asylum>

^[175] Realigning The United States Refugee Admissions Program.

Executive Order 14163, issued January 20, 2025.

<https://www.whitehouse.gov/presidential-actions/2025/01/realigning-the-united-states-refugee-admissions-program/>

^[176] Securing Our Borders (§ 6-7). Executive Order number 14165, issued January 20, 2025.

<https://www.whitehouse.gov/presidential-actions/2025/01/securing-our-borders/>

Deportation Documents

During your deportation proceedings, the U.S. Immigration Authorities should have given you a package of documentation detailing the reasons for your deportation and a prohibition to re-enter the U.S. The duration of the prohibition may vary depending on the reason for your deportation. The length of the prohibition can vary depending on the reason for deportation.

The prohibitions usually are:

1. 3-year prohibition, when you were deported after staying illegally in the U.S. for more than 180 days.
2. 10-year prohibition, when you were deported after staying illegally in the U.S. for more than 1 year.
3. Permanent prohibition, when you were deported after remaining in the U.S. for any period of time but have legal proceedings arising from violations to U.S. law, such as fraud or criminal activity.

Consultation with the U.S. Embassy in Mexico and Customs and Border Protection (CBP)

You may contact CBP^[177] or the U.S. Embassy in Mexico^[178] directly to inquire about your immigration status and whether you are subject to any reentry prohibitions. If you are eligible to apply for reentry, CBP or the U.S. Embassy will inform you of the documentation necessary to process your reentry to the U.S.

4. Can I return to the U.S. if I was deported?

All deportees receive a re-entry prohibition and can be in detention in case of criminal records. (see question 3).

You will be able to apply for a visa to re-enter the U.S. once the term of your prohibition concludes. After that date, you may initiate a regular visa process, or you may initiate a family-sponsored visa process (see question 5).

^[177] <https://www.cbp.gov/about/contact>

^[178] <https://mx.usembassy.gov/es/visas-es/u-s-embassy-mexico-city-es/#:~:text=Para%20emergencias%2C%20por%20favor%20llame,conectarse%20al%20oficial%20de%20servicio.>

Request for Waiver of Inadmissibility

If you believe you are eligible to apply for a Waiver of Inadmissibility, please verify that you have the following requirements and evidence:

- **Extreme Hardship:** You can show that you and your family members (U.S. citizen spouse or children) would experience extreme hardship if you were not allowed to return. This is a critical factor in Waiver of Inadmissibility applications.

It is important that in your request for Waiver of Inadmissibility you submit all the evidence you have in your possession to prove the existence of Extreme Hardship.

- **Elapsed Time:** If you have been outside the U.S. for an extended period of time, you may apply for a Waiver of Inadmissibility once your reentry prohibition is about to expire. It is likely that your Waiver of Inadmissibility application will be reviewed if the prohibition has a remaining term of one year.

Due to the complexity of the Waiver of Inadmissibility application, it is recommended that you consult with an immigration attorney. An immigration attorney can review your deportation file, explain the consequences of your deportation, and help you navigate the Waiver of Inadmissibility application process - if you qualify - with the U.S. Citizenship and Immigration Services (USCIS).

Note: The application for a Waiver of Inadmissibility is an administrative, not a judicial process. At no time will you appear before an Immigration Court. All processing is done directly with the U.S. Citizenship and Immigration Services (USCIS).

5. What happens if I have relatives in the U.S. and need a family reunification?

The process for you to be reunited with a family member or family members depends on several factors, including the reason for your deportation, how long ago you were deported, your relationship with your U.S. family members, and your current immigration status.

Reason for Deportation

When you were deported, the U.S. Government should have provided a package with documentation and such documentation should have contained the reasons for your deportation and the existence of sanctions or prohibitions for your re-entry (see question 3).

You will be able to apply for a visa to join your family members once the term of your prohibition concludes, after which time you can start a normal visa process, or you can start a family-sponsored visa process.

If you have a permanent prohibition, unfortunately you will not be able to enter the US. You may be able to join your family member outside the U.S., as long as your family member is a U.S. citizen and has the ability to leave the country without re-entry restrictions.

Family immigration

If your relatives in the U.S. are U.S. citizens or lawful permanent residents (Green Card holders), they can sponsor you for a visa to return to the U.S. through the Form I-130^[179] (I-130 Form).

- **Immediate Relatives of U.S. Citizens:** If you have a U.S. citizen spouse, parent, sibling, or unmarried child under the age of 21, they may file a petition to sponsor you for a family-based immigrant visa. The U.S. citizen relative may sponsor as many annual visas as he or she wishes.
- **Immediate Relatives of Lawful Permanent Residents of the U.S.** (Green Card holders): If you are a spouse or have an unmarried child under the age of 21 who is a lawful permanent resident of the U.S. (Green Card holder), they may file a petition to sponsor you for a family-based immigrant visa. The U.S. lawful permanent resident family member (Green Card holder) may sponsor as many annual visas as he/she wishes

^[179] <https://www.uscis.gov/i-130>

- **Other Relatives:** If your relative is not an immediate relative, but is a U.S. citizen or lawful permanent resident of the U.S. (Green Card holder), they may file a petition to sponsor you for a family-based immigrant visa. The U.S. citizen or lawful permanent resident relative (Green Card holder) has an annual limit on annual sponsorships.
- The visa sponsorship process must be approved by the U.S. Citizenship and Immigration Services (USCIS).

Once your I-130 Form application is approved, your case will be processed by the National Visa Center^[180] through an administrative process, where biometrics will be taken, documentation will be requested, and interviews will be conducted for background checks.

Note: The I-130 Form I-130 petition is an administrative, not a judicial process. At no time will you appear before an Immigration Court. All processing is done directly with the U.S. Citizenship and Immigration Services (USCIS).

Nota: The I-130 Form I-130 petition is an administrative, not a judicial process. At no time will you appear before an Immigration Court. All processing is done directly with the U.S. Citizenship and Immigration Services (USCIS).

6. How do I get back the belongings I left in the United States?

There are two legal avenues for the recovery of personal belongings. The first, through a consular processing, which requires the submission of: a written and signed letter authorizing the Consulate to receive the belongings (including full name, address and two telephone numbers), a copy of personal identification (preferably an official ID as mentioned in the documentation chapter), and the original receipt issued by the U.S. immigration authority containing the number of the holding bag.

^[180] <https://travel.state.gov/content/travel/en/us-visas/immigrate/national-visa-center.html>

It is important to consider that there is a policy of destruction of unclaimed belongings after 30 (thirty) days of detention, although this period is suspended when the request for recovery is filed.

The second way is established in rule 3.2.11 of the General Foreign Trade Rules, which allows repatriated Mexicans to definitively import their belongings and valuables into the country on a one-time basis. This benefit applies to both the repatriated Mexican national and his or her family members who arrive simultaneously and in the same means of transportation.

In cases of non-voluntary return, i.e., forced repatriation, a third party may be authorized to import the belongings. To access this benefit, it is necessary to:

1. process a folio and/or code before the INM that certifies the registration in the Interinstitutional Strategy of Integral Attention to Mexican Repatriated and Returning Families;
2. inform the customs office of the folio number provided by the INM; and
3. specify the estimated date of entry of the goods and the customs office through which they will be introduced.

It is important to note that the retained money is not subject to the destruction policy and can be recovered even after the 30 (thirty) day period mentioned above, following the procedures established by the corresponding authorities.^[181]

BANK ACCOUNTS

Some banks and institutions in the U.S. (depending on the procedure) may require a power of attorney issued by a U.S. notary (the bank branches themselves can process the power of attorney), so it would be convenient to check with the banking institution if they can accept a power of attorney issued and apostilled in Mexico or if your representative will be required to obtain another power of attorney issued in the United States.

^[181] <https://anam.gob.mx/repatriados-regla-3-2-11-de-las-rgce/>

VEHICLES

In the event of a sale or transfer of a vehicle to a third party, your representative that holds a power of attorney granted by you, should obtain the original title to the vehicle. If the title is lost, the holder of the power of attorney can apply for a duplicate from the Department of Motor Vehicles (DMV) in the state where it was registered. Once obtained, you must comply with the requirements of the DMV of the relevant state (such as paying off any loans on the vehicle to obtain a non-lien certificate, completing the Bill of Sale form, obtaining a notarized signature if applicable, transferring the license plates, giving notice of sale, or obtaining an emissions certificate, etc.).

REAL ESTATE

When dealing with transactions involving real estate owned by you, it is advisable that you or your legal representative follow the recommendations of an attorney specialized in real estate, to ensure that everything is done properly and to verify that the specific requirements of the state/county in which your property is located are met and that the tax obligations required for each transaction are complied with.

In order to carry out transactions on your properties, it will be necessary to have the Title of the Property, in case you want to sell your property, complete the Bill of Sale form, including all the necessary details (names, sale price, description of the property , etc.), as well as obtain the Lien Certificate when there are liens on the property, which must be liquidated before the sale.

The closing of the sale of a property is usually done at a real estate closing office or with the help of a real estate attorney, and you will need to make sure that all taxes due on the sale are paid for, as failure to do so may prevent the sale or cause legal and financial problems such as accruing penalties or interest.

Contact the Authorities or Entities before which the Procedure Will be Carried Out

In order to carry out these procedures and if it is within your reach, it would be convenient to contact an attorney or consultant specialized in property or immigration law in the United States who knows the regulatory requirements and can prevent the improper use of the authorizations that you should grant to them or to trusted third parties (relatives or friends who are U.S. nationals or have papers that prove their legitimate stay in the United States) so that through them they can carry out procedures on your behalf, such as recovering cars, properties or bank accounts in the United States. These lawyers should be recognized for their honesty to avoid any fraud or being taken advantage of your situation, in the following link of the California Bar there are recommendations in this regard: [web page^{\[182\]}](#)

- **Granting a power of attorney:** it is likely that many of these procedures cannot be carried out online (which would have to be verified with the authority or entity before which the procedure would be carried out), so it is very likely that a proxy letter or a notarized power of attorney in favor of a trusted third party in the United States will be required, since in general these procedures (related to real estate, vehicles and bank accounts) can only be carried out by a duly authorized person.
- **Proxy letter or power of attorney:** If the authority or entity requests one of these documents in order to carry out certain procedures, it would be convenient to issue them preventively in the U.S. territory before a deportation occurs. The institutions themselves will tell you what type of document and sometimes the power of attorney can be found in various state government sites at no cost, example:
<https://guides.sll.texas.gov/powers-of-attorney>

A bank or UPS office can notarize the document for you, sometimes for free and sometimes for an average cost of \$15.00 (fifteen dollars).

With this document you give your consent for a third party to represent you and perform certain acts on your behalf, even if you are not physically present.

If you are already in Mexico and need to notarize a document, some states allow the use of electronic notarization, depending on the laws of each state, through sites such as: <https://www.notarize.com/>, <https://www.notarize.com/> or <https://onenotary.us/>

^[182]<https://www.calbar.ca.gov/Public/Free-Legal-Information/How-to-Avoid-Legal-Services-Fraud/Avoiding-Immigration-Legal-Services-Fraud>

In addition to having a power of attorney or a proxy letter in favor of a third party, the person carrying out the procedures must have the necessary documentation or information that identifies the ownership of your assets (property titles, vehicle registrations, account numbers or account opening contracts, etc.), or at least copies of such documents, in order to be able to initiate the procedures before the corresponding authorities or entities.


7. What can I do if my child was born in the U.S.? Or if we were separated during deportation?

As the parent of a child born in the United States, your child automatically has U.S. citizenship. You may want to consider who your child might stay with in the United States in the event that you could be deported. Otherwise, the minor child could be placed in the custody of the state child protection authorities of the state where the child resides, such as the state child protection agency, known in most states as: Child Protective Services (CPS) - common name in many states (e.g. Texas, California, Arizona), who through a legal proceeding could try to locate relatives of the minor in the United States to make them responsible for him or otherwise place him in foster care, and even give him for temporary or permanent adoption, everything will depend on the circumstances to be evaluated by a family court judge.

In order for your child not to be placed under temporary or permanent custody of these authorities, it is highly recommended that you grant a **power of attorney in favor of a trusted adult** that has legal residence in the United States (such as a family member or friend), so that this person is in charge of your child in the event that you are deported, so that this person can assume temporary custody of your child.

Such power of attorney must be duly signed and notarized and, if applicable, registered in accordance with the laws of the state in which you are granting it.

There is also the option of filing for **judicial guardianship**, if they reside in the U.S. and wish to have everything formalized prior to possible detention or deportation. This judicial guardianship process is carried out in state family or probate courts (Family Court or Probate Court), which do not have immigration functions, nor should they require proof of immigration status to appear in these proceedings, nor for the parents to give their consent or appoint a guardian, since the focus is on the welfare of the child and not the immigration status of the parents.



Since this is a court proceeding, it is necessary for parents to be advised by an experienced immigration and family law attorney to handle the filing and to avoid mistakes that may raise red flags. Before filing a guardianship petition, consult with an immigration attorney or legal advocacy organization. Do not disclose immigration status unnecessarily on the form and at the hearing, unless required by the judge (which is not common), therefore the assistance of an attorney is advisable.

It is important that the person chosen as guardian has regular immigration status. Through the attorney, guardianship can be limited to what is deemed necessary (for example, temporary or conditional until the parents return or it is decided that the minor will be sent to Mexico, etc.). The attorney will advise you of the risks and benefits of this measure, which protects the underaged children from situations of institutional abandonment, avoids future litigation, and guarantees continuity in their care and rights.

Given the convenience or necessity for your children, even if they were born in the U.S. and have their papers, to return to Mexico with you, it is important that you make sure to register your children as Mexican citizens as well, if you have not already done so. This will allow them to have dual citizenship (U.S. and Mexican) which will make it easier for them to leave and enter both the U.S. and Mexico, as well as exercise their rights in both countries. The registration to obtain Mexican nationality for your children can be done at a Mexican consulate in the United States, or if they are already in Mexico, they can obtain it by going to a Civil Registry. For more information you can consult the documentation chapter.

If you have already been deported and your child has remained in the U.S., it is crucial that you ensure that your child is under the care of a trusted person, such as a family member or friend. While in Mexico, you can give that person power of attorney to make legal and medical decisions on your child's behalf while in the United States.

In anticipation of any situation, it is important to make sure that your child has all of his or her documents in order, such as birth certificates, including his or her U.S. passport and, if applicable, Mexican nationality certificate or passport. This will facilitate any movement between Mexico and the U.S. in the future.

If they want to deport you, but your child is a U.S. citizen, he or she has the right to remain in the United States. However, this does not automatically guarantee that you will be able to stay in the country. You should seek legal advice immediately to explore all possible options to avoid deportation, such as:

1. filing a request for prosecutorial discretion with Immigration and Customs Enforcement (ICE) on humanitarian grounds and the negative impact that deportation would have on your U.S. citizen child; or
2. applying for a deferred action program, which does not grant you legal status, but could temporarily stop your deportation

An attorney can help you present a stronger case to try to avoid deportation and protect your child's rights. They can also help you explore options such as applying for asylum, cancellation of deportation, or any other form of immigration relief for which you may be eligible.

Your U.S.-born or U.S.-citizen child may be a source of legal support for you in the future when he or she turns 21. As the parent of a U.S. citizen (age 21 or older), an "immediate relative" visa may be available, for which you may become eligible through a petition filed on your behalf by your child:

<https://www.uscis.gov/green-card/green-cardeligibility/green-card-for-immediate-relatives-of-us-citizen> through consular processing.

In the event that they have been separated during the deportation process

If you have been separated from your minor child during deportation process, the first immediate recommendation would be to try to contact your child and the authority that has custody of him or her. If you were separated from him or her by immigration agents, he or she may be in the custody of state Child Protective Services (CPS) offices; or as the case may be the Department of Health and Human Services (DHHS) - especially in cases of unaccompanied or ICE separated children.

The U.S. government provides the following information on its website that may be helpful to you:

https://www.cbp.gov/newsroom/zero-tolerance-immigration-prosecutions-family-factsheet?language_content_entity=es particularly when you find yourself separated from your child at an Immigration and Customs Enforcement (ICE) center.

- For assistance in locating children, individuals may contact the Office of Refugee Resettlement by calling 1-800-203-7001, email information@ORRNCC.com or visit <https://www.acf.hhs.gov/orr/resource/orr-national-call-center>. Individuals should provide the child's full name, date of birth and country of origin, as well as the alien registration number (A number), if available. Operators are available 24 hours a day, 7 days a week, and speak Spanish and English. If calling from an ICE detention center, dial 699 # on the toll-free platform.
- For information about an immigration case or about the reunification process with minors, individuals can call the ICE hotline at 1-888-351-4024, send an email to Parental.Interests@ice.dhs.gov or visit <https://www.ice.gov/contact/detention-information-line>. If calling from an ICE detention center, call using the speed dial 9116 # on the toll-free platform. ICE is committed to connecting family members as quickly as possible after separation so that parents know the location of their children and communicate regularly with them. ICE has posted information at all longer-term facilities with this information.

In the following link you will find a step-by-step of the recommendations issued by DHS (Department of Homeland Security) and DHSS for families during the deportation process and once you have been placed at the disposal of the immigration authorities:

<https://www.cbp.gov/sites/default/files/assets/documents/2018-Jun/next-steps-for-families.pdf>

Si su hijo es ciudadano estadounidense, puede darse el caso que se encuentre bajo la custodia estatal, por lo que debe contactar al CPS del estado donde residía.

If your child is a U.S. citizen, he or she may be in state custody, so you should contact the CPS in the state where he or she resided.

Request consular assistance. Ask to speak to the Mexican consulate immediately. This is a right enshrined in the Vienna Convention on Consular Relations (Article 36). In this link you can access the directory of the various Mexican consulates in the United States:

<https://www.gob.mx/sre/documentos/red-consular-de-mexico-en-los-estados-unidos-de-america>

ICE and other authorities are required to notify your consulate upon request by contacting the Center for Information and Assistance to Mexican People (CIAM) at 1-520-623-7874 (**disponible 24/7**).

You can also do so through the website of the Ministry of Foreign Affairs (SRE): <https://consulmex.sre.gob.mx>

Once in Mexico you can approach the consular authorities or the U.S. embassy to request support to obtain a temporary or permanent visa, or if your child is already 21 years old, he or she could apply for a family reunification visa, although this process can be lengthy.

It is advisable to consult an immigration attorney to explore all available legal options, either to attempt to return to the United States or to bring your child to Mexico. If this is not possible, consider requesting the support of the immigration authorities or the Mexican government.

Likewise, it is also important to check with U.S. immigration authorities frequently for any changes in the options available to enter the United States, since, for example, the applications to Become a Supporting Person and Declaration of Financial Support through Form I-134A were suspended due to the Executive Order of January 20, 2025, Securing Our Borders:

<https://www.uscis.gov/es/noticias/alertas/actualizacion-del-formulario-i-134a>

8. How to obtain dual citizenship (once back in Mexico)?

In Mexico, those with a U.S. nationality can also obtain Mexican nationality either by birth or by naturalization (for example, when the parents are Mexican), without having to waive or lose their U.S. nationality.

In the following link you can access the procedure published by the Ministry of Foreign Affairs (SRE), for children born abroad of Mexican parents born in Mexican territory, or when the registration of the birth of the applicant or the parents is extemporaneous (after the first year of age):

<https://www.gob.mx/tramites/ficha/solicitud-de-declaratoria-de-nacionalidad-mexicana-nacidos-en-el-extranjero-hijos-de-padres-mexicanos-nacidos-en-territorio-nacional/SRE2414>

The SRE will review your application and, if everything is in order, will grant you dual citizenship.

Dual citizenship (already back in Mexico)

In Mexico, your child may be entitled to have dual nationality because of his or her birth in the United States and your Mexican nationality. This is a right enshrined in the Mexican Constitution.

To obtain Mexican nationality for your child, you must register your child's birth at a Mexican Civil Registry office (Registro de Nacimiento de Mexicano nacido en el extranjero) in the state where you are residing.

You will need your child's U.S. birth certificate duly apostilled and translated into Spanish by a certified translator, as well as the parents' birth certificates. Some state civil registries have waived the Apostille requirement so it is advisable to check with the Civil Registry authorities in the state where you are residing.

9. Apostille of documents (while in Mexico on return or deportation)

The apostille is a method of certifying documents to be recognized in other countries that are parties to the Hague Convention (including Mexico and the United States). With the apostille, documents can be validated between both countries.

In addition to the apostille, it is very likely that in order for the documents to be effective in the other country, they must be translated by an official translator into the language of the country in which the document is to be used.

For example, a power of attorney in which you authorize a third party to exercise custody of your child in the United States, or to carry out a transaction on your behalf on one of your properties in the United States, must be translated into English by an expert translator and then apostilled, so that you can send it to the recipient in the United States and he/she can use it in that country (in the following section you can see the step-by-step process).

U.S. Documents for use in Mexico, must be apostilled with the Secretary of State of the state where they were issued (the apostille is not requested at Mexican consulates, and it is not usually the original documents are not notarized). Apostilles are issued only by federal or state authorities in the state of the U.S. where the document was issued (see <https://mx.usembassy.gov/es/consular-services-es/notarials-es/>). See for example apostille office of the State of Texas: <https://www.sos.state.tx.us/authinfos.shtml>)

You can obtain information on the Authentications Office of the U.S. Department of State (see, for example: <https://travel.state.gov/content/travel/en/replace-certify-docs/authenticate-your-document/apostille-requirements.html>)

The document apostilled in the United States will most likely be in English, so an official translation into Spanish will also be necessary. Sometimes notaries can validate documents translated into Spanish (you will have to consult with them) or have the services of a translator either in the United States for use in that country (for example, through the services of a translator <https://www.atanet.org/directory/>) or translate it in Mexico, so that the document being apostilled is the official document and not the translations.

If you need to apostille U.S. documents and you are already in Mexico, you can sometimes send the documents by mail, as many states allow documents to be mailed for apostille. Be sure to follow the State's specific instructions and include a prepaid envelope for the return of the documents. Otherwise, you would have to grant a power of attorney from Mexico to a third party in the U.S. to make the necessary arrangements on your behalf with the corresponding state authorities.

There are private agencies that perform both official translations and the apostille of documents, who can assist you in exchange for you covering the cost of their services (See for example: <https://apostilla.com/>)

It is important to note that the U.S. Embassy and its Consulates in Mexico do not issue Apostilles for U.S. documents.

In the case of Mexican documents for use in the United States, if they were issued by state authorities, the apostille is in charge of the General Department of the State Government of the corresponding state.

In the following link you can access a database with information of some of the states:

Aguascalientes

<https://www.aguascalientes.gob.mx/tramites/tramite/EDO-SEGGOB-2>

Baja California

<https://retys.bajacalifornia.gob.mx/Portal/TyS/558?perfilId=6>

Coahuila

<https://www.tramitescoahuila.gob.mx/tramites/segob/direccion-de-apostilla-registro-y-legalizacion-de-documentos-apostillamiento-de-documentos-x.html>

Chiapas

<https://legalizacion.chiapas.gob.mx/>

Chihuahua

<https://tramites.chihuahua.gob.mx/tramite.aspx?identificador=556>

Colima

<https://www.col.gob.mx/Portal/DetalleTramiteReTYS/020102210000/1415>

State de México

<https://retys.edomex.gob.mx/cedulainfo/889>

Guanajuato

<https://sg.guanajuato.gob.mx/apostillas-y-legalizaciones/>

Guerrero

<http://administracion2015-2021.guerrero.gob.mx/tramites/anotacion-por-apostille/>

Jalisco

<https://tramites.jalisco.gob.mx/catalogo.jalisco/ciudadania/servicios/tramite/JAL-AC-0001>

Michoacán

<https://directorio.michoacan.gob.mx/oficina/6794/localizacion>

Nayarit

<https://tramites.nayarit.gob.mx/ciudadano/ficha/200>

Nuevo León

<https://www.nl.gob.mx/es/aviso-de-privacidad-integral-de-legalizacion-y-apostilla-de-documentos>

Oaxaca

<https://www.oaxaca.gob.mx/consejeriajuridica/tramites-y-servicios-2/apostilla/>

Puebla

https://ventanilla.puebla.gob.mx/web/fichaAsunto.do?opcion=0&asas_ide_asu=1700&ruta=/web/asuntosMasUsuales.do?opcion

Querétaro

<https://tramitesqueretaro.mx/ficha/tramite149>

San Luis Potosí

<https://tramites.slp.gob.mx/detalles/SGG-2022-8403-041-A>

Sonora

<https://boletinoficial.sonora.gob.mx/informacion-institucional/legalizacion-y-apostilla/requisitos-para-legalizacion-y-apostilla-de-documentos>

Tabasco

<https://tabasco.gob.mx/tramite/SG-2021-5422-003-A>

Tamaulipas

<https://tramites.tamaulipas.gob.mx/ciudadano/index.php?id=942>

In connection with documents issued by Federal Authorities, the apostille is obtained through the State offices of the Ministry of Government (or directly at the Ministry of Government, including those documents that have been issued by Federal authorities located in Mexico City, while local documents from Mexico City are obtained through the General Department of Legal and Legislative Studies of the CDMX.

Depending on the document you need to apostille, the authorities provide information sites and payment forms for processing (see, for example, the site of the Ministry of Government using this:

<https://www.gob.mx/tramites/ficha/apostilla-de-documentos/SEGOB3000> or
microsite: <https://dicoppu.segob.gob.mx/>)

The Government of Mexico and local state authorities have been eliminating the apostille requirement both to obtain citizenship for minors ("Soy México" program) and to revalidate studies abroad (see for example:

<https://www.gob.mx/sre/articulos/eliminacion-del-requisito-de-apostilla-a-documentos-de-ninos-migrantes>)

10. How can I bring back my daughter or son from the United States to Mexico?

The first thing you should do is locate your child, and determine what their situation is, whether they are with family or friends or in the custody of an authority. Confirm what identification documents your child has (whether they have a passport or other identification), so that they are allowed to travel to Mexico.

If your child is with relatives or friends, you may wish to arrange with them how the child will be sent to Mexican territory, either accompanying them to the border crossing where you can receive them, or transporting them by private air or ground transportation, for which they should approach the company they intend to use to make the crossing and consult the documents they require to allow children to travel alone or accompanied. It is likely that the transportation companies will require a notarized power of attorney (see section above for how to obtain it), in which the minor's parents authorizes them to travel.

In the following [link^{\[183\]}](#) you can see an example of the requirements that Aeromexico airline has for children between 5 and 14 years of age, and information on what they don't allow for children under 4 years old and what requirements are optional if the child is older than 15 years of age.

If these options are not within your reach, or you have doubts about this possibility, the Mexican Ministry of Foreign Affairs sets forth that, for the repatriation of persons in vulnerable situations, among whom are "Unaccompanied Children or Adolescents", the Mexican Consulate offers advice and support to carry out the necessary steps to repatriate Mexican persons, ensuring that the process is carried out in a safe, dignified and humane manner.

Even if your children were born in the United States or have U.S. citizenship, they can receive this benefit and, if applicable, also obtain Mexican citizenship and a passport to be able to travel to Mexico.

The Mexican Consulate in the U.S. arranges for the support of the authorities to ensure that the person is properly received upon arrival in the country. If you require assistance, please contact the Department of Protection:

proteccionconlan09@sre.gob.mx and telephone (213) 351-6817. This information can be confirmed at the following link:

<https://consulmex.sre.gob.mx/losangeles/index.php/es/proteccion-menu2020/repatriacion-de-personas-en-situacion-de-vulnerabilidad>

^[183]https://www.aeromexicobusiness.com/article/lo_que_necesitas_saber_de_menor_sin_acompa_ar_umnr_

11. What do I do if I need to carry out a procedure abroad?

Depending on the procedure, the first thing to do would be to contact the authorities or entities before which the procedure should be carried out in order to know the necessary requirements, since nowadays many procedures can be done online without the need of a physical presence.

If physical presence is necessary, or if you are in Mexico and you need to carry out some procedure in the U.S. before governmental authorities (such as immigration or tax offices) or private institutions (such as banks) that require a Power of Attorney (POA), you can appoint a trusted person to represent you through a power of attorney valid in that country and carry out the procedures you require.

Below is a step-by-step procedure to grant such power of attorney (POA), which is done before a public notary. In the following [link](#)^[184] you can find a list of notaries in Mexico.

Step 1: Define the content of the power of attorney

Before going to the notary, it is necessary to establish precisely:

1. The full name and details of the attorney-in-fact who will act in the U.S.;
2. The specific powers you wish to grant (for example: opening or closing bank accounts, appearing before immigration authorities, legal representation, signing documents, etc.);
3. The territorial scope (for example: "to take effect in any U.S. state" or in a specific state);
4. The term of the power of attorney, which can be determined (up to a specific date) or indefinite; and
5. the type of power of attorney, whether it is a general power of attorney (for several acts) or a special power of attorney (for a specific matter).

It is recommended to draft it with the support of a lawyer or a public notary with private international law experience to draft the document according to your needs.

^[184] <https://www.notariadomexicano.org.mx/directorio-de-notarios/>

Step 2: Granting the power of attorney before a public notary in Mexico

Once you have a clear idea of what the power of attorney should contain, it is necessary for the Mexican public notary to formalize it. The public notary will review, authorize (and if necessary, draft) the document in accordance with the applicable law; sign and seal it; and provide you with a notarized or certified copy of the power of attorney.

It is important to point out that since you want the document to be effective in the U.S., it is advisable to grant it as a power of attorney in public deed.

Step 3: Apostille the Power of Attorney

This step is mandatory for the document to have international validity in the United States, according to the Hague Convention of 1961, to which both countries are parties.

- If the power of attorney was granted in a state of the Mexican Republic, the apostille is processed before the General Department of the State Government of the corresponding state (also called General Secretariat of Government, depending on the state).
- If it was granted in Mexico City, and the notary has federal authority, it must be processed at the Ministry of Government (General Government Department).
- If the notary is from Mexico City, but only has local authority, you have to go to the Mexico City Government (General Department of Legal and Legislative Studies of the CDMX).

The authority will place a sheet attached to the power of attorney containing the official apostille, which certifies the authenticity of the Mexican notary.

Step 4: Translate the power of attorney into English (if required)

Although it is not always mandatory, in practice banks and authorities in the U.S. require an official translation into English. Therefore, it can be translated by a certified translator in Mexico, authorized by the Judicial Power; or by a certified translator in the USA, preferably accredited by the ATA (American Translators Association).

The translation must be accurate, complete and certified, and include a statement by the translator.



Step 5: Send the power of attorney to the U.S. attorney-in-fact

Once apostilled (and translated, if applicable), send the original document by secure courier to the U.S. address of the attorney-in-fact.

Step 6: Use of power in the United States

The attorney-in-fact may submit the document before: Banks, administrative authorities, notary offices, tax offices, courts, etc. (depending on how broad or for what acts the power of attorney was granted). Some institutions may require an official translation (if not already done), as well as an additional simple copy of the power of attorney.

It is recommended that the attorney-in-fact (the person who will represent you in the U.S. appointed or to be appointed in the power of attorney) check in advance with the corresponding institution whether they will accept the power of attorney or whether they require any additional formalities (e.g., local notarization).